

Tres Chic™ Technical Specification

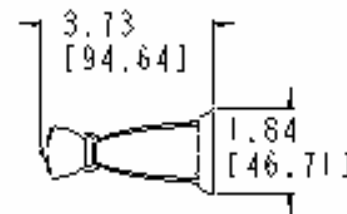
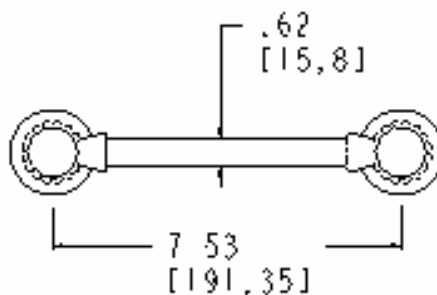
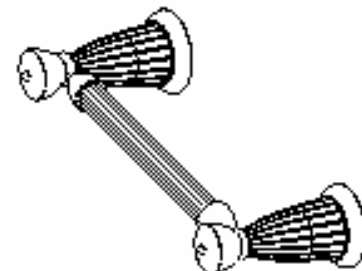
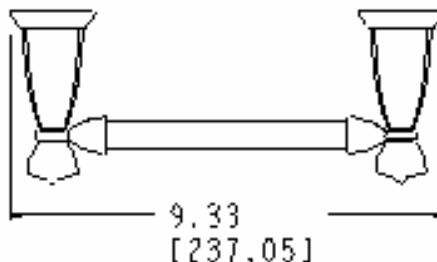
Paper Holder

YB7708

Stock Numbers:

- q YB7708AN – Pivoting Paper Holder
Antique Nickel Finish

Dimensions:



Materials:

Paper Holder is constructed of zinc.

Installation Instructions:

1. Position the mounting template on the wall in the desired location. Using a level, align the template and tape it to the wall.
2. Remove each mounting post from the body by loosening the setscrews.
3. Drill the 2 large hole locations of each mounting post.
4. Remove template from the wall.
5. Attach each mounting post to the wall, using the wall anchors provided.
6. Place each post over the mounting plate (setscrew down). Pivoting post with bar should be on left side. Tighten both setscrews.

Cleaning Instructions:

To preserve the fine finish of this product, clean only with a soft damp cloth. Dry well. Do not use commercial or abrasive cleaners.

Stock Number: _____ Paper Holder
By Creative Specialties



25300 AL MOEN DRIVE • NORTH OLMSTED, OH 44070
CORPORATE HEADQUARTERS: (800) 321-8809 • FAX: (800) 848-6636
INTERNATIONAL: (440) 962-2000 • FAX: (440) 962-2726
CUSTOMER SERVICE (USA): 800-882-0116 • FAX: (888) 379-2720

©Copyright Creative Specialties International 2005

Literature #BA1290