

# Mannerly™ Technical Specification

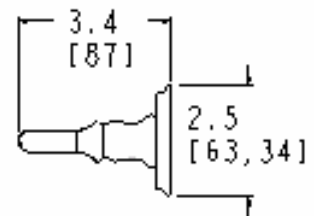
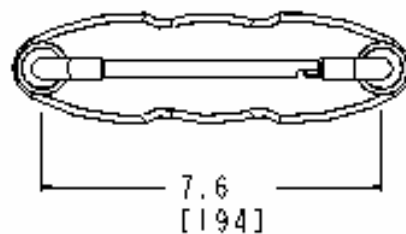
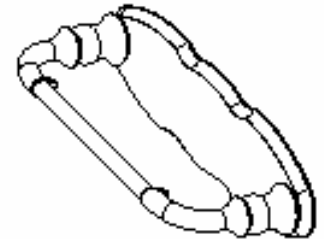
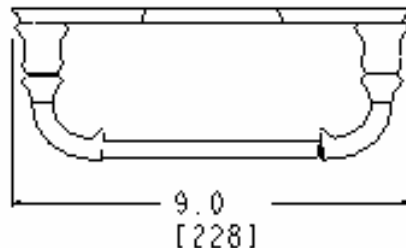
## Paper Holder

# YB7508

### Stock Numbers:

- q YB7508NL – Pivoting Paper Holder  
Polished Nickel Finish

### Dimensions:



### Materials:

Paper Holder is constructed of zinc.

### Installation Instructions:

1. Remove each mounting post from the body by loosening the setscrews.
2. Position the mounting template on the wall in the desired location. Using a level, align the template and tape it to the wall.
3. Drill 2 holes per post in marked locations.
4. Attach each mounting post to the wall, using the wall anchors provided.
5. Place each post over the mounting plate (setscrew down). Pivoting post with bar should be on left side. Tighten both setscrews.

### Cleaning Instructions:

To preserve the fine finish of this product, clean only with a soft damp cloth. Dry well. Do not use commercial or abrasive cleaners.

**Stock Number:** \_\_\_\_\_ **Paper Holder**  
**By Creative Specialties**



25300 AL MOEN DRIVE • NORTH OLMSTED, OH 44070  
CORPORATE HEADQUARTERS: (800) 321-8809 • FAX: (800) 848-6636  
INTERNATIONAL: (440) 962-2000 • FAX: (440) 962-2726  
CUSTOMER SERVICE (USA): 800-882-0116 • FAX: (888) 379-2720

©Copyright Creative Specialties International 2005

Literature #BA1278