




Buy it for looks. Buy it for life.®

# Specifications



## DARCY™ Two-Handle Widespread Lavatory Faucet

Models: WS84551 series



**NOTE:** SPOUT INSTALLS THROUGH 1-1/8" MIN. DIA. HOLE.  
VALVES INSTALL THROUGH 1-1/8" MIN. DIA. HOLE.  
For Deck Thickness 1-3/8" to 3", use service kit number  
115001. Valves install through 1-1/4" dia. hole.

### DESCRIPTION

- Duralock™ quick connect installation
- Metal construction with various finishes identified by suffix
- 1/2" IPS connections
- Includes non-metal pop-up waste assembly

### OPERATION

- Lever style handles
- Hot side counterclockwise to open (clockwise to close)
- Cold side clockwise to open (counterclockwise to close)

### FLOW


- Water usage is limited to these maximum flow rates as indicated by the corresponding product markings
  - 1.2 gpm max (4.5L/min) at 60 psi

### CARTRIDGE

- 1234 cartridge design
- Nonmetallic and stainless steel material

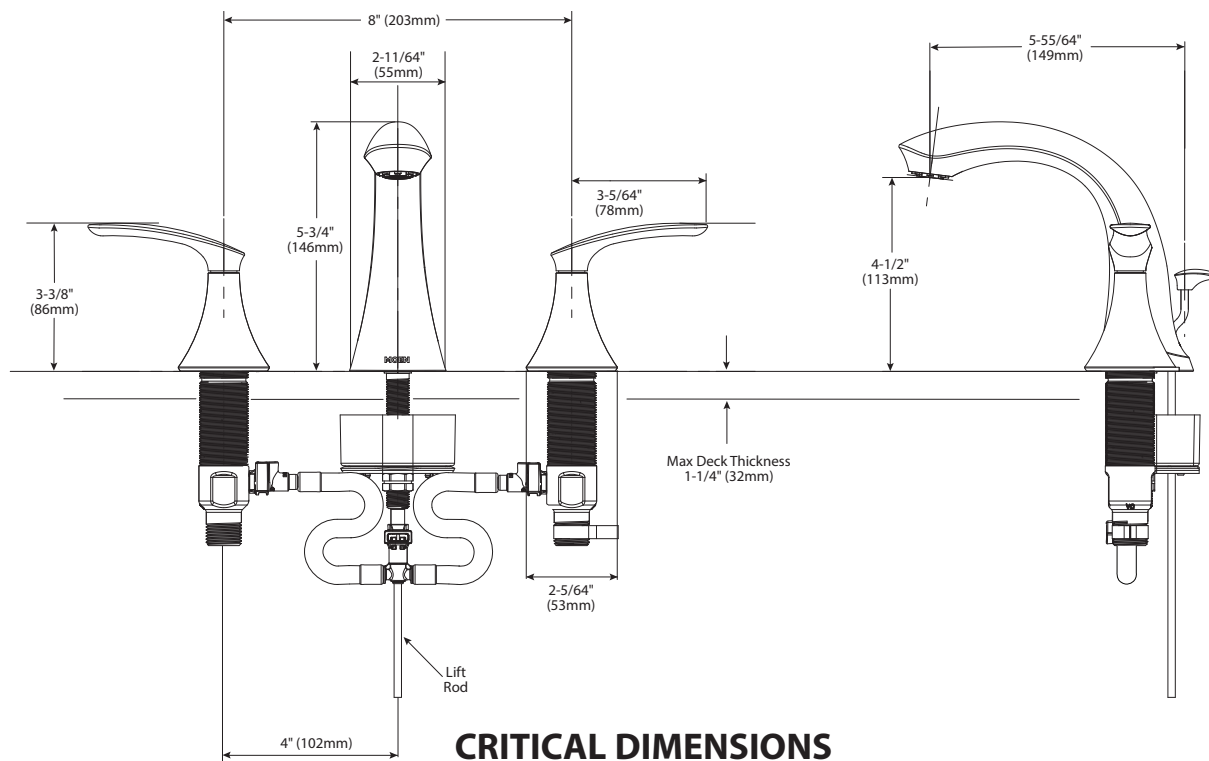
### STANDARDS

- Third party certified to WaterSense®, ASME A112.18.1/CSA B125.1 and all applicable requirements referenced therein
- Certified to NSF 61/9 & 372
- Products marked with 1.2 gpm are compliant with California water efficiency regulations
- Complies with California Proposition 65 and with the Federal Safe Drinking Water Act

- **ADA**  for lever handles

### WARRANTY

- Lifetime limited warranty against leaks, drips and finish defects to the original consumer purchaser
- 5 year warranty if used in commercial installations



(DO NOT SCALE)