

*There is more than 1 version of this model.
Page down to identify the version you have.*

DESCRIPTION

- Metal construction with chrome plated, LifeShine® brushed nickel, oil rubbed bronze, nickel or wrought iron finish
- Includes four single-function body sprays
- Includes 10" single-function rainfall showerhead, arm and flange
- For use with S955 1/2" CC valve

OPERATION

- Self pressurizing rainfall showerhead design provides strong performance regardless of line pressure
- Pull-on/push-off operation of temperature and volume, rotational control of transfer valve
- Temperature operates through an 180° arc of handle travel (full cold to full hot)
- Adjustable temperature limit stop to control maximum hot water temperature
- 180° rotation of transfer valve handle with stops
- Pressure balancing mechanism maintains selected discharge temperature to $\pm 2^\circ$

FLOW

- Showerhead is limited to 2.5 gpm max (9.5 L/min)
- Bodysprays are limited to 1.75 gpm each max (6.6 L/min)

CARTRIDGE

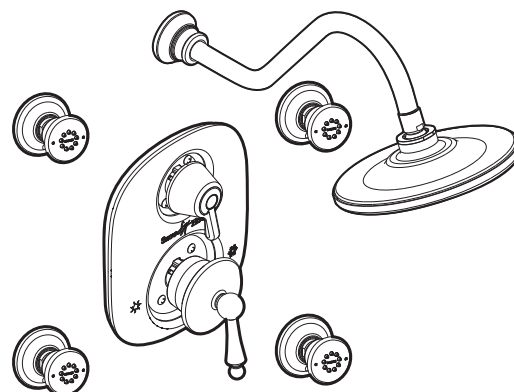
- 1225 cartridge design with nonmetallic/nonferrous and stainless steel materials

STANDARDS

- Third party certified to ASME A112.18.1/CSA B125.1, ASSE 1016 and all applicable requirements referenced therein

WARRANTY

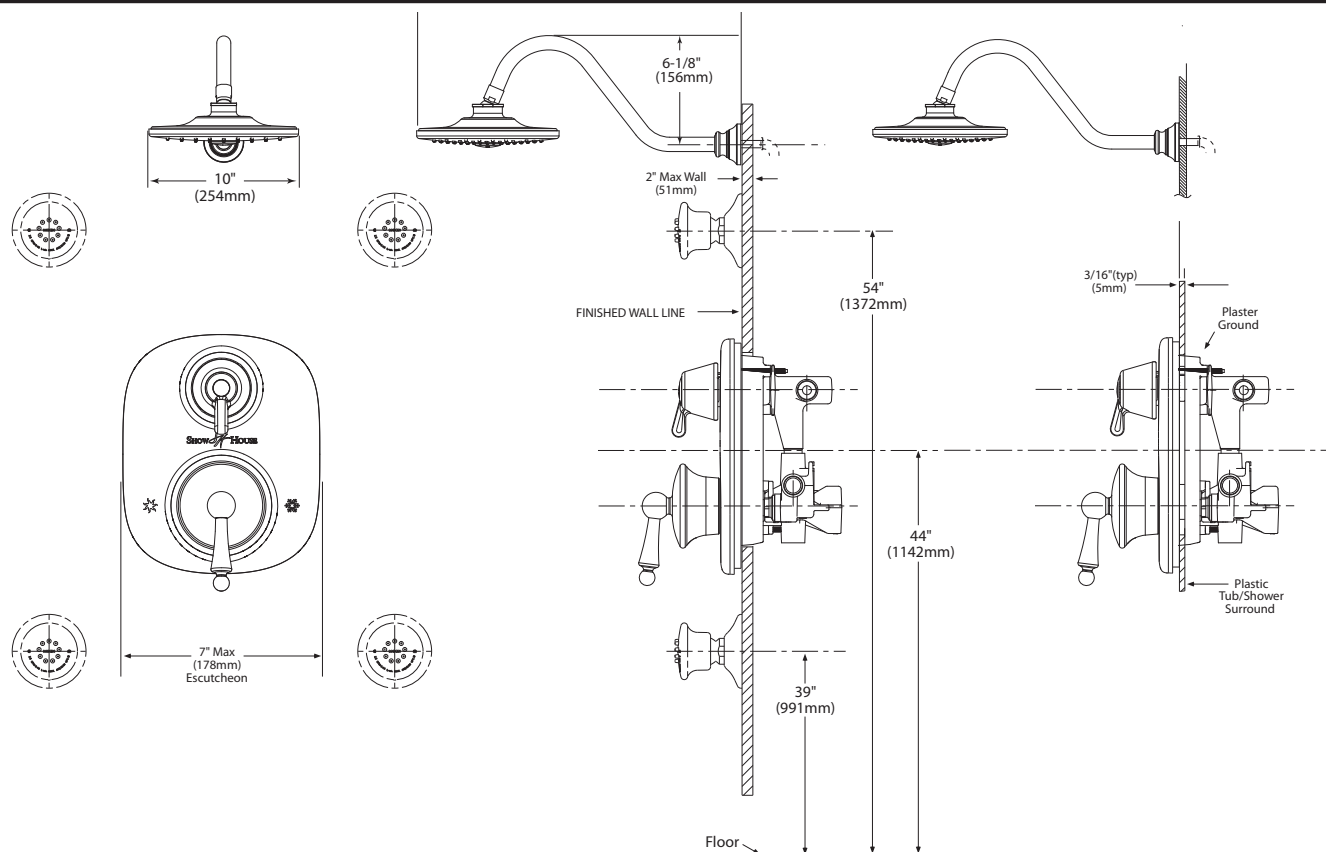
- Lifetime limited warranty against leaks, drips and finish defects to the original consumer purchaser
- 5 year warranty if used in commercial installations



Waterhill™

Moentrol® with Built-in 3 Function Transfer Valve Vertical Spa Trim

Models: TS511, TS511BN, TS511ORB, TS511NL, TS511WR



CRITICAL DIMENSIONS

(DO NOT SCALE)

DESCRIPTION

- Metal construction with chrome plated, LifeShine® brushed nickel, oil rubbed bronze, nickel or wrought iron finish
- Includes four single-function body sprays
- Includes 10" single-function rainfall showerhead, arm and flange
- For use with S955 1/2" CC valve

OPERATION

- Self pressurizing rainfall showerhead design provides strong performance regardless of line pressure
- Pull-on/push-off operation of temperature and volume, rotational control of transfer valve
- Temperature operates through an 180° arc of handle travel (full cold to full hot)
- Adjustable temperature limit stop to control maximum hot water temperature
- 180° rotation of transfer valve handle with stops
- Pressure balancing mechanism maintains selected discharge temperature to $\pm 2^\circ$

FLOW

- Showerhead is limited to 2.5 gpm max (9.5 L/min)
- Bodysprays are limited to 1.75 gpm each max (6.6 L/min)

CARTRIDGE

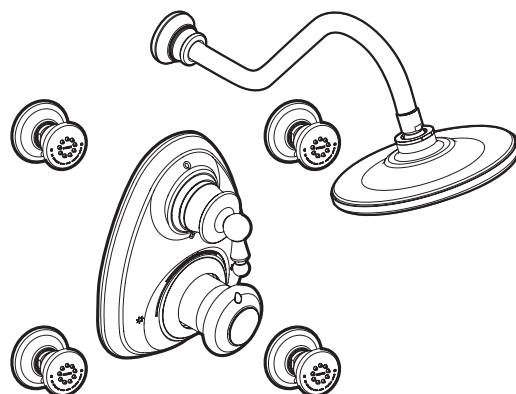
- 1225 cartridge design with nonmetallic/nonferrous and stainless steel materials

STANDARDS

- Third party certified to CSA B125.1, ASME A112.18.1, ASSE 1016 and all applicable requirements referenced therein

WARRANTY

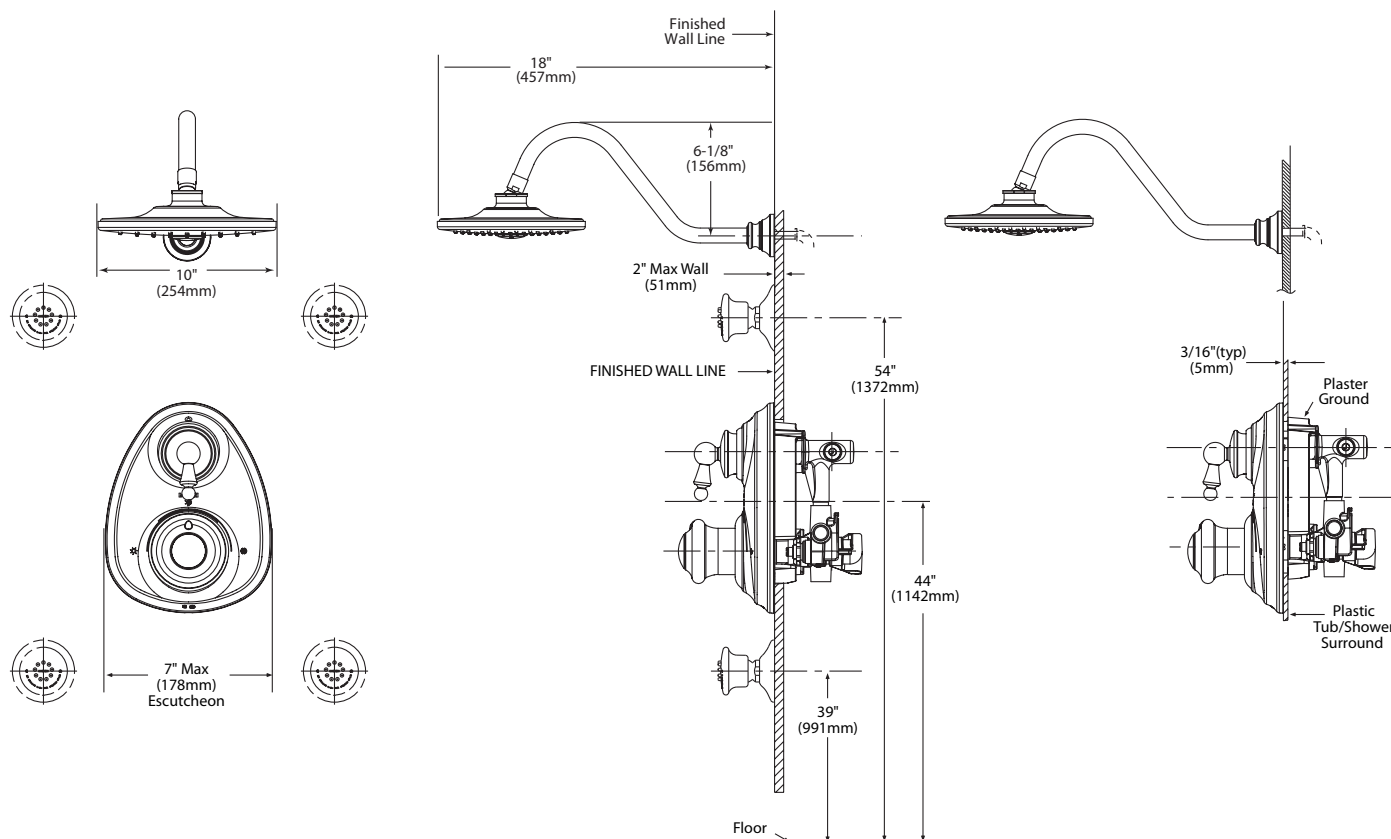
- Lifetime limited warranty against leaks, drips and finish defects to the original consumer purchaser
- 5 year warranty if used in commercial installations



Waterhill™

Moentrol® with Built-in 3 Function Transfer Valve Vertical Spa Trim

Models: TS511, TS511BN, TS511ORB, TS511NL, TS511WR



CRITICAL DIMENSIONS

(DO NOT SCALE)



Buy it for looks. Buy it for life.®

DESCRIPTION

- Metallic spray face and shell
- Brass swivel ball assembly
- Available in chrome plated, antique nickel, antique bronze, LifeShine® brushed bronze, LifeShine® brushed nickel, LifeShine® hammered nickel, nickel, oil rubbed bronze, LifeShine® polished brass, platinum, pewter or LifeShine® satine or wrought iron finishes

OPERATION

- Single spray function

FLOW

- Designed to deliver 1.75 gpm max (6.6 L/min) at 80 psi

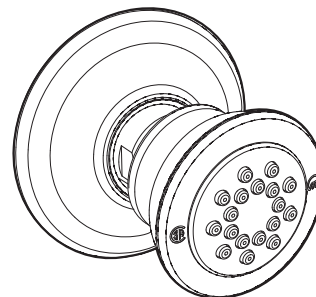
STANDARDS

- Third party certified to ASME A112.18.1/CSA B125.1 and all applicable requirements referenced therein

WARRANTY

- Warranted for one year against material or manufacturing defects

Specifications



Small Single Function Body Spray

Models: A501, A501AN, A501AZ, A501BB, A501BN, A501HN, A501NL, A501ORB, A501P, A501PM, A501PW, A501ST, A501WR

A501 Series

