

MOEN®

Specifications

DESCRIPTION

- Pulldown system offers smooth operation, easy movement and secure docking
- Metal construction with various finishes identified by suffix
- Quick connect installation - Duralock™
- PowerBoost™ spray technology
- Pulldown spray with 68" braided hose
- Flexible supply lines with 3/8" compression fittings
- High arc spout provides height and reach to fill or clean large pots while pulldown wand provides the maneuverability for cleaning or rinsing
- Faucet designed for handle to be mounted on right side

OPERATION

- Lever style handle
- Temperature controlled by 100° arc of handle travel
- Operates with less than 5 lbs. of force
- Operates in stream or spray mode in the pullout or retracted position

FLOW


- Flow is limited to 1.5 gpm (5.7 L/min) max at 60 psi

CARTRIDGE

- 1255™ Duralast™ cartridge for single handle faucets

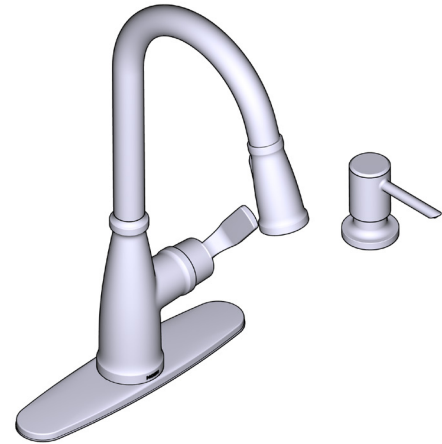
STANDARDS

- Third party certified to IAPMO Green, ASME A112.18.1/CSA B125.1 and all applicable requirements therein including NSF 61/9 & 372
- Meets CalGreen and Georgia SB370 requirements
- Complies with California Proposition 65 and with the Federal Safe Drinking Water Act
- The backflow protection system in the device consists of two independently operating check valves, a primary and a secondary which prevent backflow

- ADA  for lever handles

WARRANTY

- Lifetime limited warranty against leaks, drips and finish defects to the original homeowner
 - 10 year limited warranty when used in a multifamily installation
 - 5 year limited warranty when used in a commercial installation
- Visit www.moen.com/support for complete details and limitations



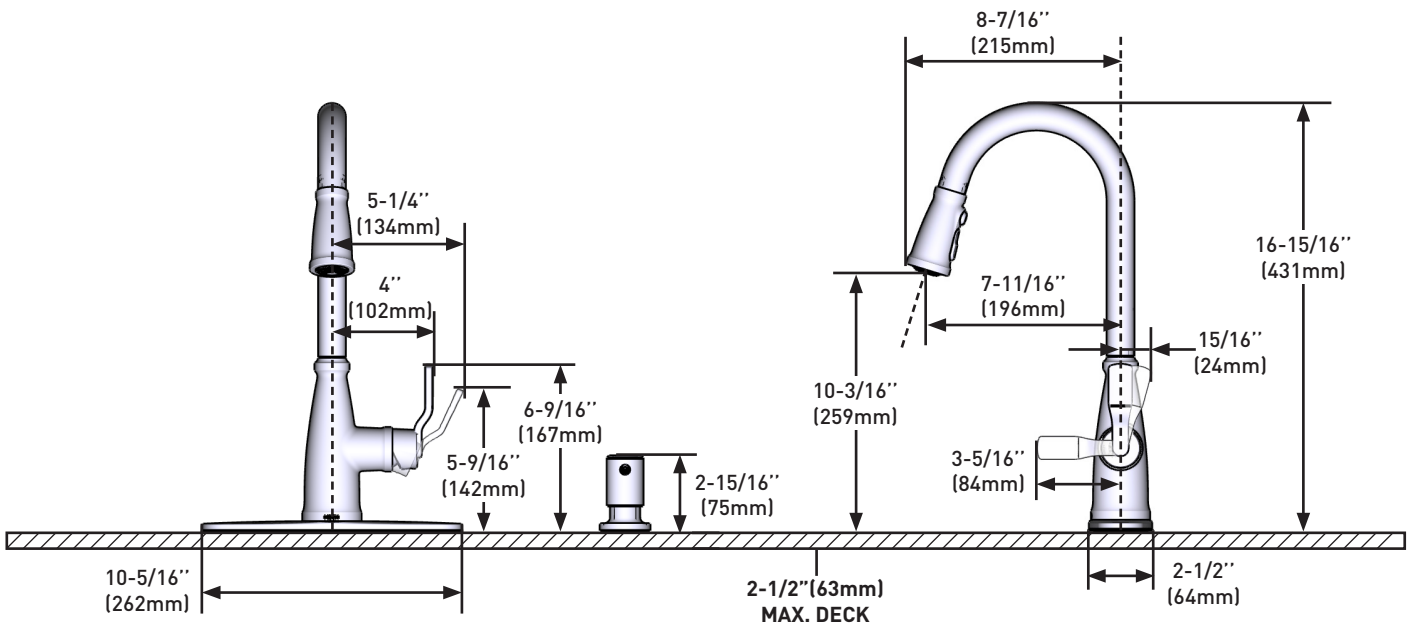
Nolia™

Single-Handle Pulldown Kitchen Faucet

MODELS: 87071 series

NOTE:

THIS FAUCET IS DESIGNED TO BE INSTALLED THROUGH 1, 2, 3 or 4 HOLES, 1-1/2" (38mm) MIN. DIA. (1 HOLE FOR SOAP DISPENSER)



CRITICAL DIMENSIONS DO NOT SCALE