

DESCRIPTION

- Metal construction with various finishes identified by suffix
- Separate handle trim and spout to accommodate installation flexibility
- 10" Ultrathin tub spout allows for a longer distance between the wall and the tub
- 4.5" sleek and compact handle trim escutcheon
- Trim Kit includes Handle Trim, Tub Spout, and Cartridge
- Hot and cold indicators

OPERATION

- Lever style handle with temperature indicator on the escutcheon
- Variable volume control handle is lifted in a 0 to 25 degree arc
- Temperature operates through an 110 degree arc of handle rotation (full cold to full hot)
- Adjustable temperature limit stop to control maximum hot water temperature Flow


FLOW

- Tub Faucet is designed to deliver 8 GPM/min (30.28 L/min) at 60psi
- Note: Installation that is inconsistent with Moen recommendations may degrade flow rate

CARTRIDGE

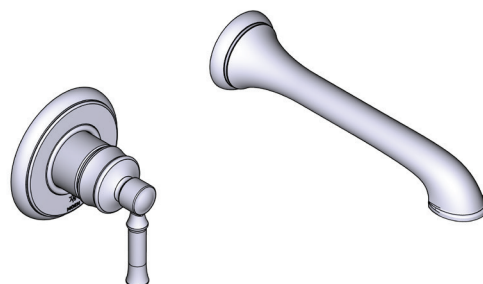
- 1215 Ceramic Disk High Flow Volume Control Cartridge
- Non-Pressure balancing cartridge – only intended for tub filler applications.
- Non-metallic/non-ferrous and plastic material
- Not compatible with back to back installations

STANDARDS

- Third party certified to ASME A112.18.1/CSA B125.1, and all applicable requirements referenced therein
- ADA  for lever handle

WARRANTY

- Lifetime limited warranty against leaks, drips and finish defects to the original homeowner
- 10 year limited warranty when used in a multifamily installation
- 5 year limited warranty when used in a commercial installation
- Visit www.moen.com/support for complete details and limitations

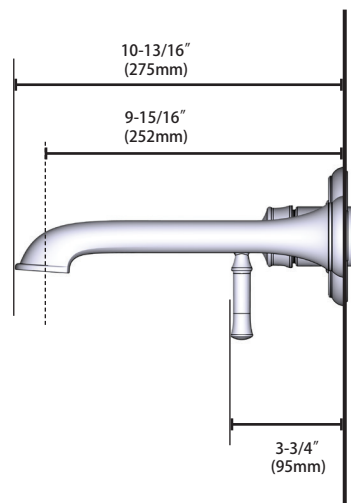
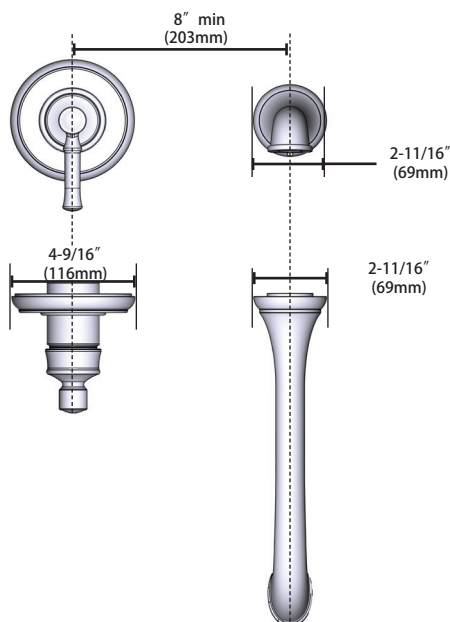


DARTMOOR™

ONE-HANDLE WALLMOUNT TUB FILLER

MODELS: WT681 Series

Valves: WMV130 Series



M-pact System