

DESCRIPTION

- Electronic toilet with bidet cleansing and remote control
- Comfort height seat with elongated design
- Low profile, modern style

INSTALLATION REQUIREMENTS

- Required: 120V AC power outlet on a 10A minimum circuit
- Requires minimum dynamic (flowing) water pressure of 11 psi (0.08MPa) and a maximum static (non-flowing) water pressure of 109 psi (0.75MPa)
- Requires toilet rough-in to be 12" (305mm) from center of drain hole to water supply line

PRODUCT FEATURES

- Auto-clean wash cycle, oscillates nozzle for 90 seconds; Air Dryer for 4 minutes
- Auto-flush and remote flush options
- UV Technology for enhanced cleanliness
- Autosensing Nightlight
- Endless, instantaneous, warm water (inline water heater)
- Pre-wets bowl for added cleanliness
- Self-cleaning options with replaceable nozzles
- Dual nozzles offer front and rear cleansing
- Pulsating and oscillating cleanse
- Nozzle positions adjustable with 5 positions
- Hot & Cold Massage option for additional relief
- Water pressure and temperature adjustability
- Aerated spray to provide a total clean
- Water Temperature, 4 levels: Cold, Warm, Hot, Off
- Warm air dryer with temperature control with Flash Drying
- Air Deodorizer helps reduce odors
- Hygienic and heated seat with temperature control and sensor
- Seat Temperature, 4 levels: Cold, Warm, Hot, Off
- Manual side knob and remote control
- Remote control activation including remote opening / closing of seat and lid (ET1300)
- Pressure assisted flush
- Auto energy saver
- On/off button
- Soft-close lid and seat

FLOW

- 1.0 gpf (3.8 lpf)

STANDARDS

- Third party certified by Intertek:
- ASME A112.4.2 / CSA B45.16 Personal hygiene devices for water closets, which includes conformity to IAPMO / ANSI Z124.5 plastic toilet seats
- ASME A112.19.2/CSA B45.1 Ceramic plumbing fixtures
- CSA C22.2 no. 68 Motor-operated appliances (household and commercial)
- CSA C22.2 no. 64 Household cooking and liquid-heating appliances
- UL 1431 standard for personal hygiene and health care appliances
- ADA Compliant
- Third party certified to WaterSense®

WARRANTY

- Limited 3 year warranty against leaks and finish defects to the original consumer purchaser
 - 1 year warranty if used in commercial installations
- Visit www.moen.com/support for complete details and limitations



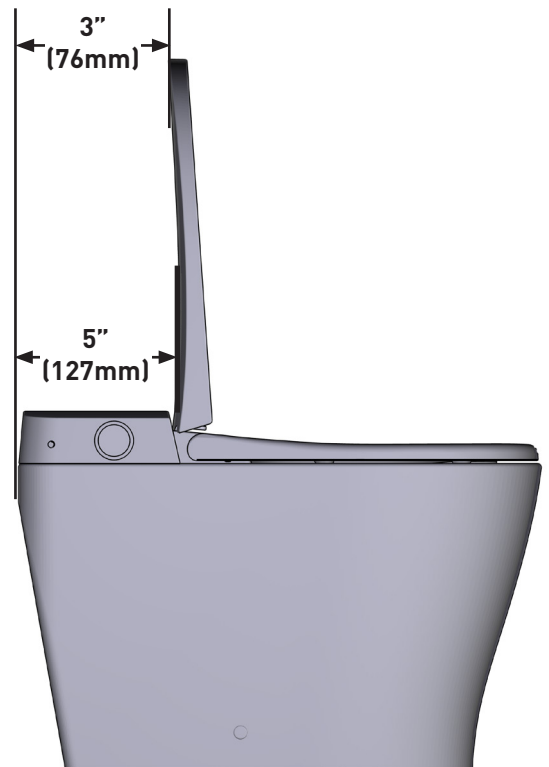
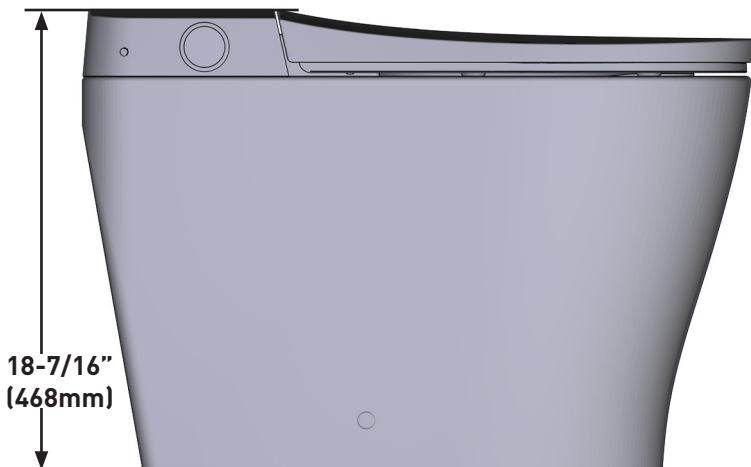
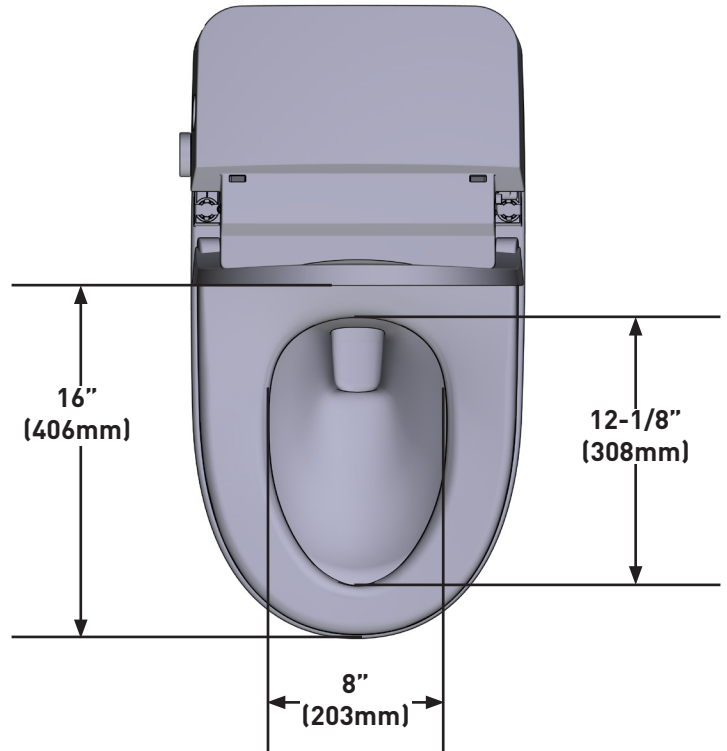
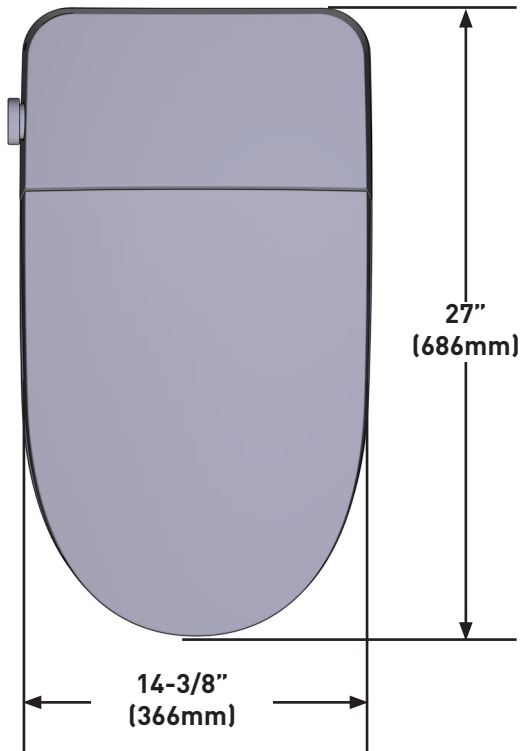
Moen®
eToilet

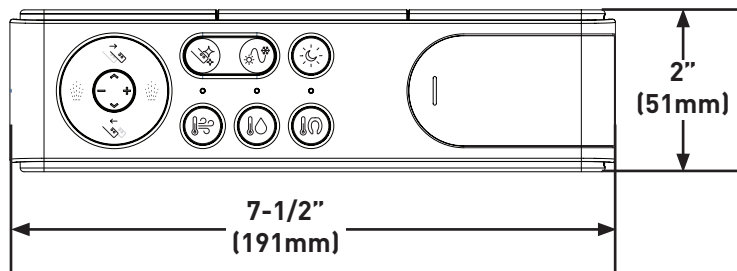
MODELS: ET1100, ET1300



PRODUCT DETAILS

- Dimensions: 27" (686mm) x 15-3/4" (400mm) x 18-1/2" (470mm)
- Gross Weight: 50.11 lb.
- Rated Power Usage: 1050W
- Length of Power Cord: 4.0 ft.
- Nozzle Flow Rates (Rear & Front): ≈20.29oz/min
- Water Temperature: from Ambient to 102.2°F
- Heated Seat Temperature: from Ambient to 102.2°F
- Dryer: Air Temperature: 131°F
- Dryer: Air Volume: ≈0.25m³/min
- Water Supply Pressure: 0.07MPa to 0.75MPa
- Water Supply Temperature: 41°F to 104°F
- Ambient Temperature: 41°F to 104°F
- Maximum Performance Rating: 350G





ROUGH DIMENSIONS AND INSTALL

