



Buy it for looks. Buy it for life.®

# Specifications

Model Number	Faucet Holes	Depth Inches	Drain Placement
G221963	3	7"	Center
G221964	4	7"	Center
G221983 (Pictured)	3	6-1/2"	Center
G221984	4	6-1/2"	Center



### SINK DESCRIPTION

- 2200 Series single bowl drop in sink
- 22 gauge stainless steel, matte finish
- Integrated mounting system, included installation hardware can accommodate up to 1-1/8" counter thickness
- SoundSHIELD™ sound absorbing system

### WARRANTY

- Lifetime limited warranty to the original homeowner
- 10 year limited warranty when used in a Multi-family installation
- 5 year limited warranty when used in a Commercial installation
- Visit [www.moen.com/customer-support/warranty](http://www.moen.com/customer-support/warranty) for complete details and limitations

### SINK DIMENSIONS

- Overall: 25" x 22"
- Bowl: 21-1/2" x 15-1/2"
- Drain Size: 3-1/2"

### CUT OUT DIMENSIONS

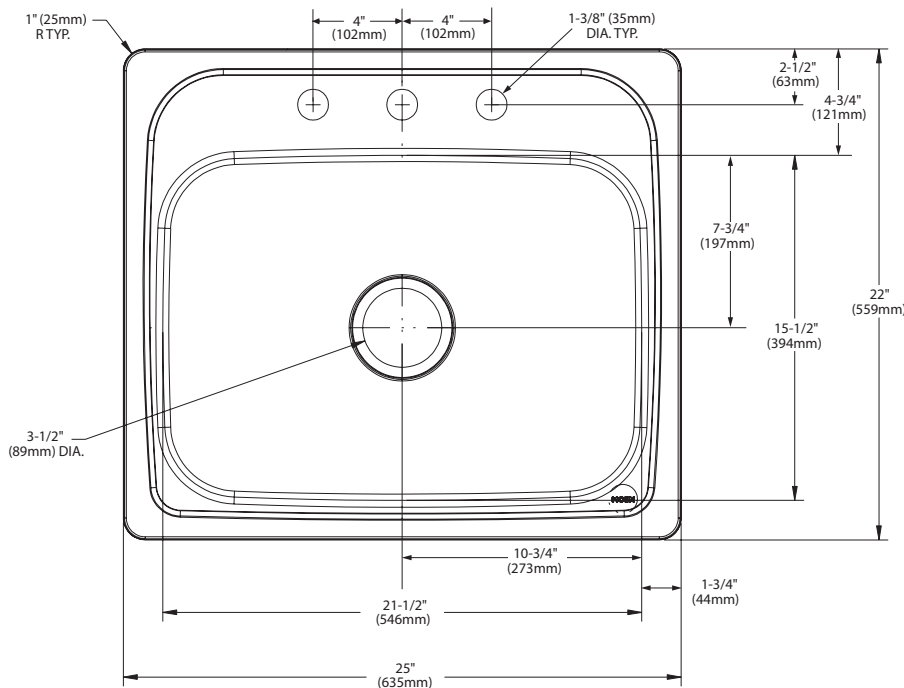
- 24-1/2" x 21-1/2" with 3/8" corner radius, tolerance of plus or minus 1/16" is acceptable

### STANDARDS

- Third party certified to meet ASME A112.19.3/CSA B45.4 and all applicable specifications referenced therein

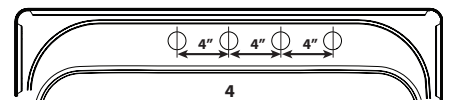
### CRITICAL DIMENSIONS

(DO NOT SCALE)

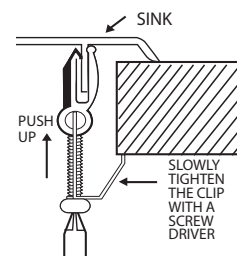


### Faucet Hole Configurations

1-3/8" (35mm) diameter faucet holes  
4" (102mm) Center



### Installation Detail



MADE IN THE USA