



Buy it for looks. Buy it for life.®

Specifications



Model Number	Faucet Holes	Depth-Inches	Drain Placement
G201961	1	7"	Center
G201962	2	7"	Center
G201963 (pictured)	3	7"	Center
G201964	4	7"	Center
G201974L	4	5-1/2"	Rear (Left)
G201974R	4	5-1/2"	Rear (Right)

SINK DESCRIPTION

- 2000 Series single bowl drop-in sink
- 20 gauge stainless steel, brushed finish
- U-channel mounting system, hardware included
- SoundSHIELD™ sound absorbing system

WARRANTY

- Lifetime limited warranty to the original homeowner
- 10 year limited warranty when used in a Multi-family installation
- 5 year limited warranty when used in a Commercial installation
- Visit www.moen.com/customer-support/warranty for complete details and limitations

SINK DIMENSIONS

- Overall: 25" x 22"
- Bowl: 21" x 16"
- Drain Size: 3-5/8"

CUT OUT DIMENSIONS

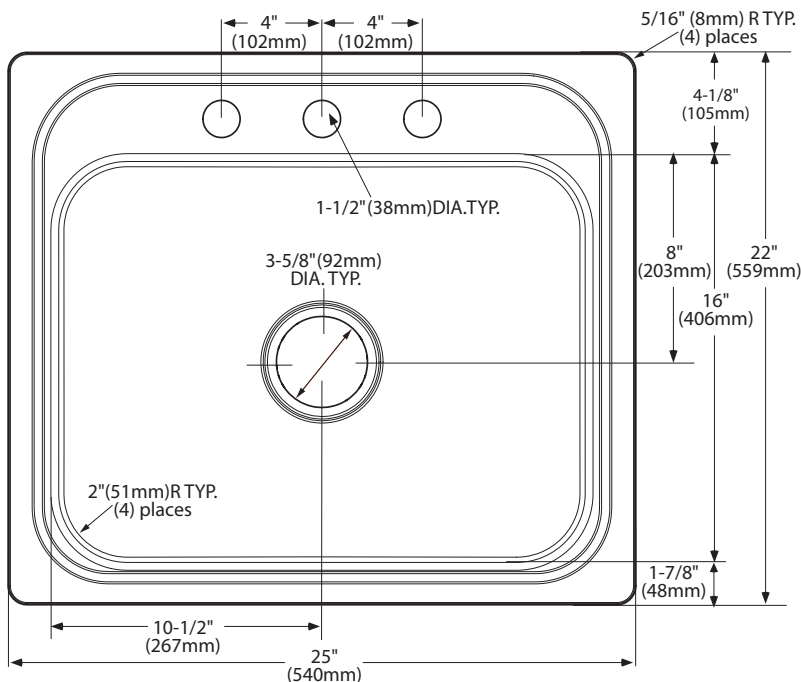
- 24-1/2" x 21-1/2" with 3/8" corner radius, tolerance of plus or minus 1/16" is acceptable

STANDARDS

- Third party certified to meet ASME A112.19.3/CSA B45.4 and all applicable specifications referenced therein

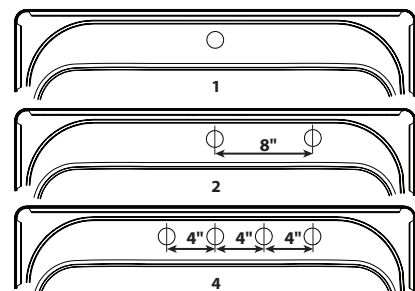
CRITICAL DIMENSIONS

(DO NOT SCALE)

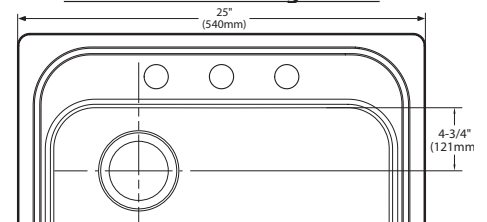


Faucet Hole Configurations

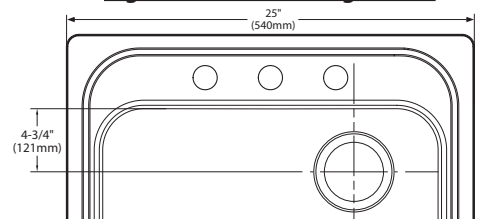
1-1/2" (38mm) diameter faucet holes
4" (102mm) Center



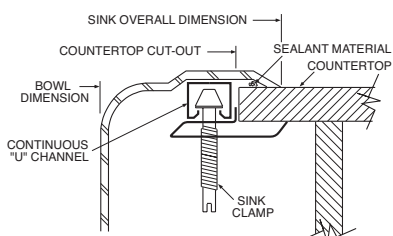
Left Rear Drain Configuration



Right Rear Drain Configuration



Installation Detail



MADE IN THE USA