



Buy it for looks. Buy it for life.®

Specifications

DESCRIPTION

- Hydrolock™ quick connect system
- Metal construction with various finishes identified by suffix
- 1/2" IPS connections
- Includes metal pop-up waste assembly

OPERATION

- Lever style handles
- Maximum handle rotation angle is 90° to full on for either handle
- Hot side counterclockwise to open (clockwise to close)
- Cold side clockwise to open (counterclockwise to close)


FLOW

- Flow is limited to 1.5 gpm max (5.7L/min) at 60 psi

CARTRIDGE


- 1224 cartridge design
- Nonmetallic and stainless steel material

STANDARDS

- Third party certified to WaterSense® CSA B-125.1, ASME A112.18.1 and all applicable requirements referenced therein including NSF 61/9
- Contains no more than 0.25% weighted average lead content
- Complies with California Proposition 65 and with the Federal Safe Water Drinking Act
- **ADA**  for lever handle

WARRANTY

- Lifetime limited warranty against leaks, drips and finish defects to the original consumer purchaser
- 5 year warranty if used in commercial installations

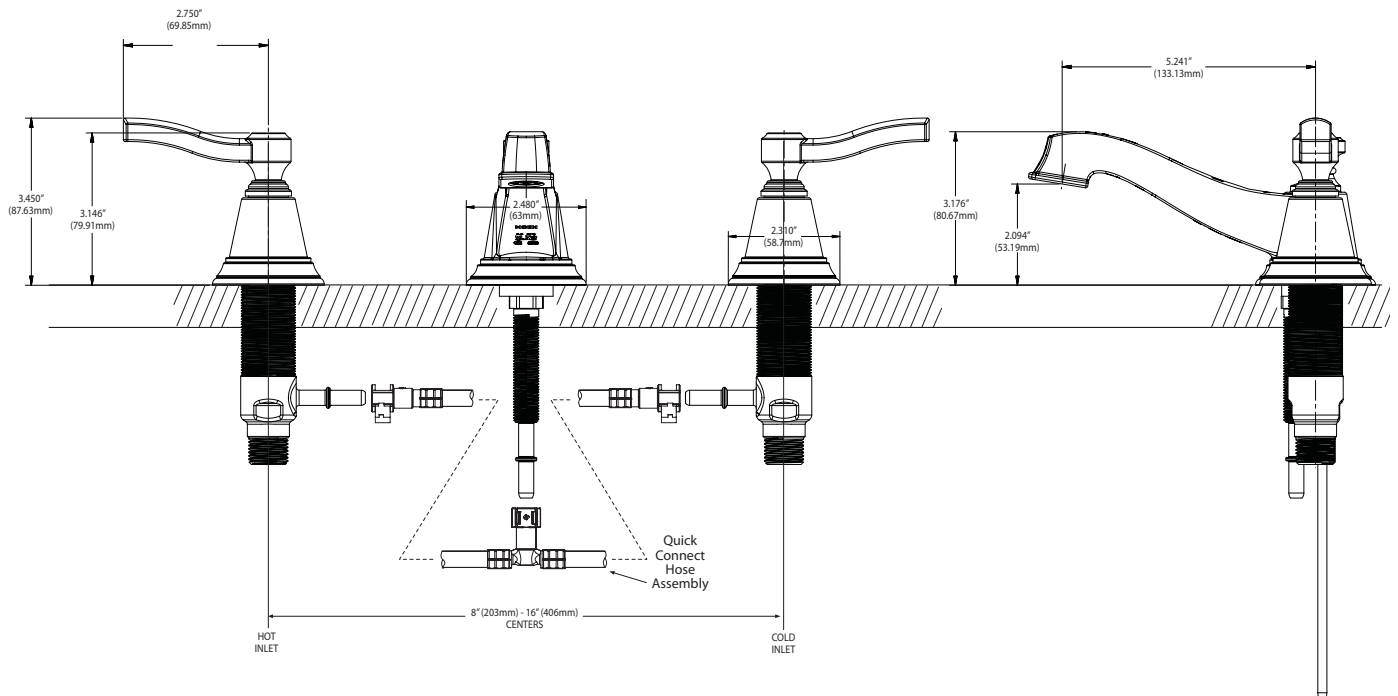


ROTHBURY™ Two-Handle Widespread Lavatory Faucet

Models: CAT6205 series

Valve: CA9000, CA69000

NOTE: THIS FAUCET IS DESIGNED TO BE INSTALLED THRU 3 HOLES, 1-1/8" MIN. DIA.



CRITICAL DIMENSIONS

(DO NOT SCALE)