

FAUCET DESCRIPTION

- Chrome plated metal construction
- 1/2" IPS connections
- Supplied with vandal resistant screws

OPERATION

- Wing style handles with hot and cold color indicators
- Hot side counterclockwise to open (clockwise to close)
- Cold side clockwise to open (counterclockwise to close)


FLOW

- Aerator is limited to 2.2 gpm max (8.3 L/min)

CARTRIDGE

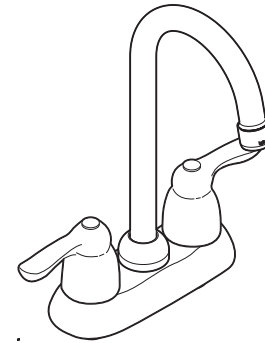
- 1224 cartridge design
- Nonmetallic and stainless steel construction

STANDARDS

- Third party certified to ASME A112.18.1/CSA B-125.1 and all applicable requirements referenced therein including NSF61/9
- Contains no more than 0.25% weighted average lead content
- Complies with California Proposition 65 and with the Federal Safe Water Drinking Act
- ADA  for lever handle

WARRANTY

- Warranted for 5 years against material or manufacturing defects

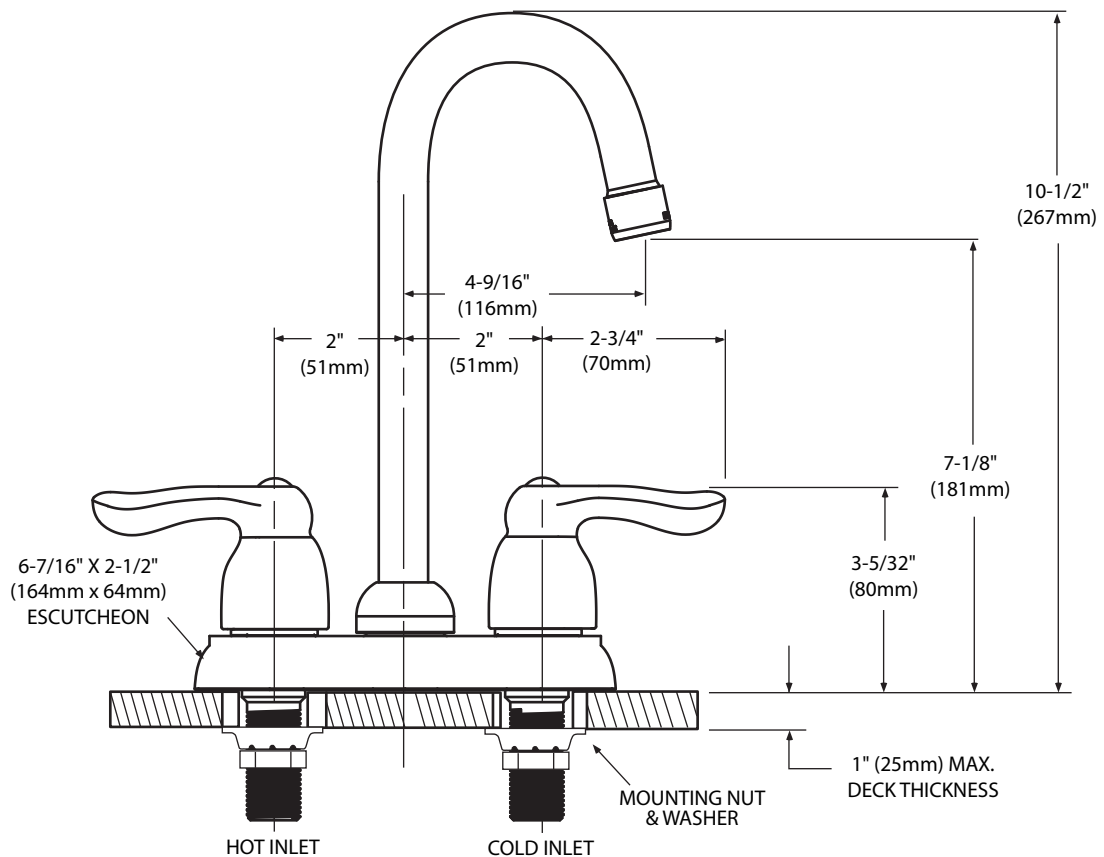


Two-Handle Bar Faucet

Model: CA8957



NOTE: THIS FAUCET IS DESIGNED TO BE INSTALLED THROUGH 2 HOLES, 1" MIN. DIA. AND 4" ON CENTER



CRITICAL DIMENSIONS

(DO NOT SCALE)