

DESCRIPTION

- Metal construction with chrome plated finish
- 1/2" IPS shanks
- Designed to be installed on 8" to 16" centers
- Supplied with vandal resistant screws and metal pop-up waste assembly or metal grid where indicated

OPERATION

- Lever style handles with hot and cold color indicators
- Hot side counterclockwise to open (clockwise to close)
- Cold side clockwise to open (counterclockwise to close)


FLOW

- Aerator is limited to 2.2 gpm MAX. (8.3 L/min)

CARTRIDGE

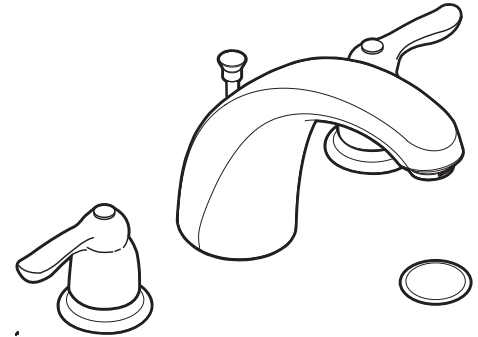
- 1224 cartridge design
- Nonmetallic and stainless steel material

STANDARDS

- Third party certified to ASME A112.18.1/CSA B-125.1 and all applicable requirements referenced therein including NSF 61/9
- Contains no more than 0.25% weighted average lead content
- Complies with California Proposition 65 and with the Federal Safe Water Drinking Act
- **ADA**  for lever handles

WARRANTY

- Warranted for 5 years against material or manufacturing defects



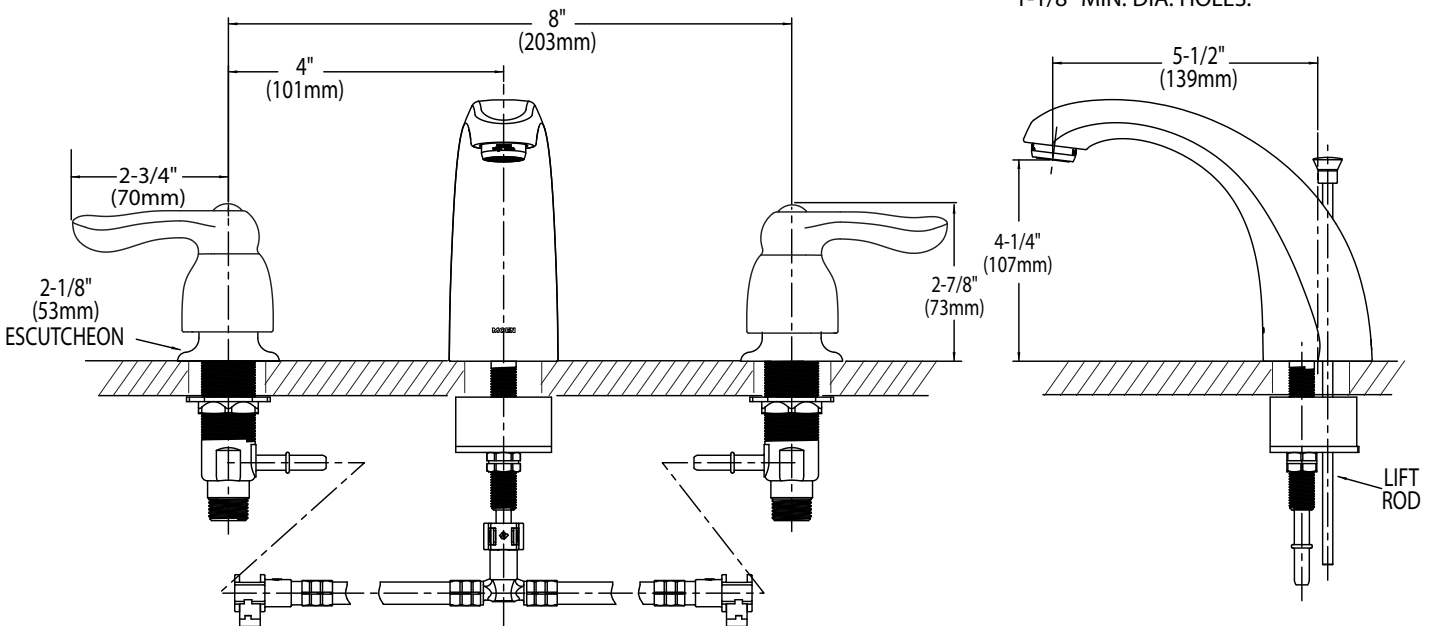
Two-Handle Widespread Lavatory Faucet

Model: CA8922
with pop-up waste assembly

Model: CA8924
with metal grid



NOTE: SPOUT DESIGNED TO BE INSTALLED THROUGH 1" MIN. DIA. HOLES. VALVES INSTALL THROUGH 1-1/8" MIN. DIA. HOLES.



CRITICAL DIMENSIONS

(DO NOT SCALE)