



Buy it for looks. Buy it for life.®

# Specifications

*There is more than 1 version of this model.  
Page down to identify the version you have.*

## DESCRIPTION

- Duralock™ quick connect installation
- Metal construction with various finishes identified by suffix
- 1/2" IPS connections
- Includes non-metal pop-up waste assembly

## OPERATION

- Lever style handles
- Hot side counterclockwise to open (clockwise to close)
- Cold side clockwise to open (counter-clockwise to close)


## FLOW

- Aerator is limited to 1.5 gpm max (5.7 L/min)

## CARTRIDGE


- 1234 cartridge design
- Nonmetallic and stainless steel material

## STANDARDS

- Third party certified to ASME A112.18.1/CSA B-125.1 and all applicable requirements referenced therein
- Certified to ANSI/NSF 61/9 & 372
- Contains no more than 0.25% weighted average lead content
- Complies with California Proposition 65 and with the Federal Safe Drinking Water Act
- **ADA**  for lever handles

## WARRANTY

- Lifetime limited warranty against leaks, drips and finish defects to the original consumer purchaser
- 5 year warranty if used in commercial installations

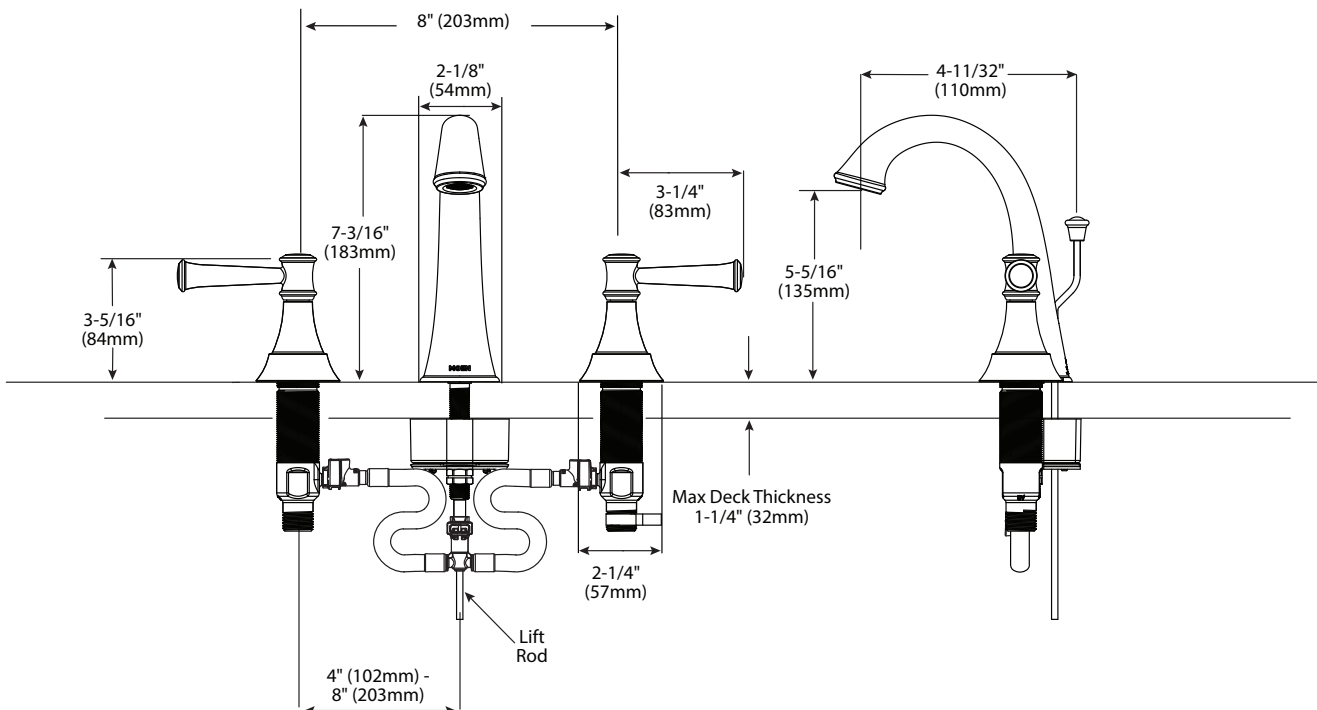


**ASHVILLE™**  
**Two-Handle Widespread**  
**Lavatory Faucet**

**Model:** 84778 series



**NOTE:** SPOUT INSTALLS THROUGH 1-1/8" MIN. DIA. HOLE.  
VALVES INSTALL THROUGH 1-1/8" MIN. DIA. HOLE.  
For Deck Thickness 1-3/8" to 3", use service kit number 115001. Valves install through 1-1/4" dia. hole.



**FOR MORE INFORMATION CALL: 1-800-BUY-MOEN**

**www.moen.com**



Buy it for looks. Buy it for life.®

# Specifications

## DESCRIPTION

- Quick connect installation
- Metal construction with various finishes identified by suffix
- 1/2" IPS connections
- Includes non-metal pop-up waste assembly

## OPERATION

- Lever style handles
- Hot side counterclockwise to open (clockwise to close)
- Cold side clockwise to open (counter-clockwise to close)


## FLOW

- Aerator is limited to 1.5 gpm max (5.7 L/min)

## CARTRIDGE


- 1224 cartridge design
- Nonmetallic and stainless steel material

## STANDARDS

- Third party certified to ASME A112.18.1/CSA B-125.1 and all applicable requirements referenced therein
- Certified to ANSI/NSF 61/9 & 372
- Contains no more than 0.25% weighted average lead content
- Complies with California Proposition 65 and with the Federal Safe Drinking Water Act
- ADA  for lever handles

## WARRANTY

- Lifetime limited warranty against leaks, drips and finish defects to the original consumer purchaser
- 5 year warranty if used in commercial installations



**ASHVILLE™**  
**Two-Handle Widespread**  
**Lavatory Faucet**

**Model:** 84778 series



**NOTE:** SPOUT INSTALLS THROUGH 1-1/8" MIN. DIA. HOLE.  
VALVES INSTALL THROUGH 1-1/8" MIN. DIA. HOLE.  
For Deck Thickness 1-3/8" to 3", use service kit number 115001. Valves install through 1-1/4" dia. hole.

