

FAUCET DESCRIPTION

- Chrome plated metal construction
- 1/2" IPS connections
- Copper or brass waterways
- Supplied with vandal resistant screw

OPERATION

- Lever style (Easy Grip) handle with hot and cold color indicators


FLOW

- Aerator is limited to 2.2 gpm max (8.3 L/min)

CARTRIDGE

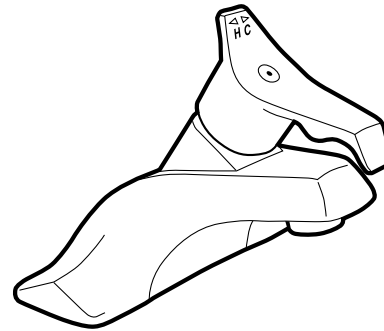
- 1225 cartridge design
- Nonmetallic/nonferrous and stainless steel material

STANDARDS

- Third party certified to meet ASME A112.18.1/CSA B-125.1 and all applicable specifications referenced therein
- Certified to NSF 61/9
- Complies with California Proposition 65 and with the Federal Safe Drinking Water Act
- **ADA**  for lever handles

WARRANTY

- Warranted for five years against material or manufacturing defects

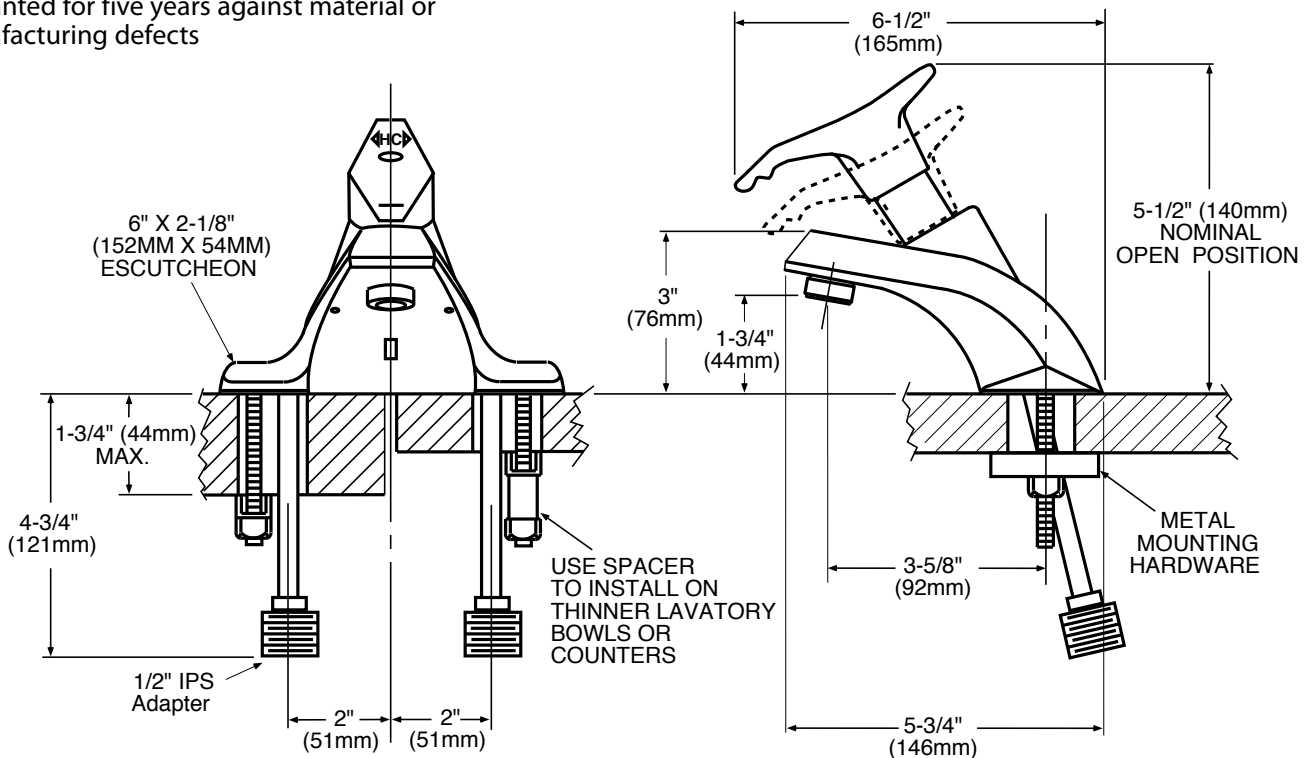


Single-Handle Lavatory Faucet

Model: 8460



NOTE: DESIGNED TO INSTALL THROUGH 2-1" MIN. DIA. HOLES. 4" ON CENTER



CRITICAL DIMENSIONS

(DO NOT SCALE)