



Buy it for looks. Buy it for life.®

Specifications

DESCRIPTION

- Metal construction with chrome plated finish
- 1/2" IPS connections will accept standard ball nose connection for 3/8" tubing

OPERATION

- Acrylic knob style handles
- Rotate either handle counterclockwise to open and clockwise to close

FLOW

- Water usage is limited to these maximum flow rates as indicated by the corresponding product markings
 - ° 1.2 gpm max (4.5L/min) at 60 psi

CARTRIDGE

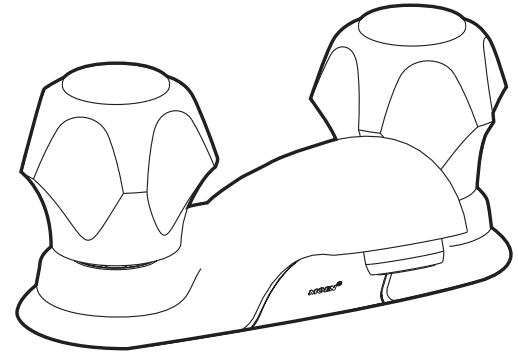
- 1224 cartridge design
- Nonmetallic and stainless steel material

STANDARDS

- Third party certified to WaterSense,® ASME A112.18.1/CSA B125.1, and all applicable requirements referenced therein
- Certified to NSF 61/9 & 372
- Products marked with 1.2 gpm are compliant with California water efficiency regulations
- Complies with California Proposition 65 and with the Federal Safe Drinking Water Act

WARRANTY

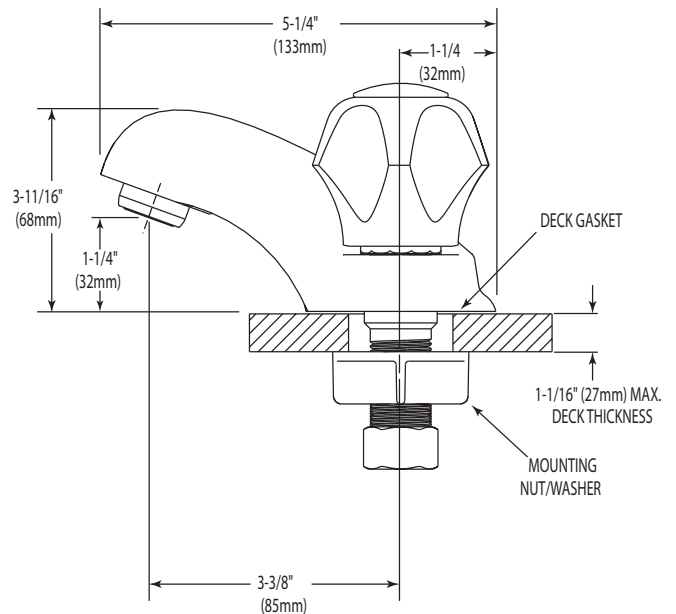
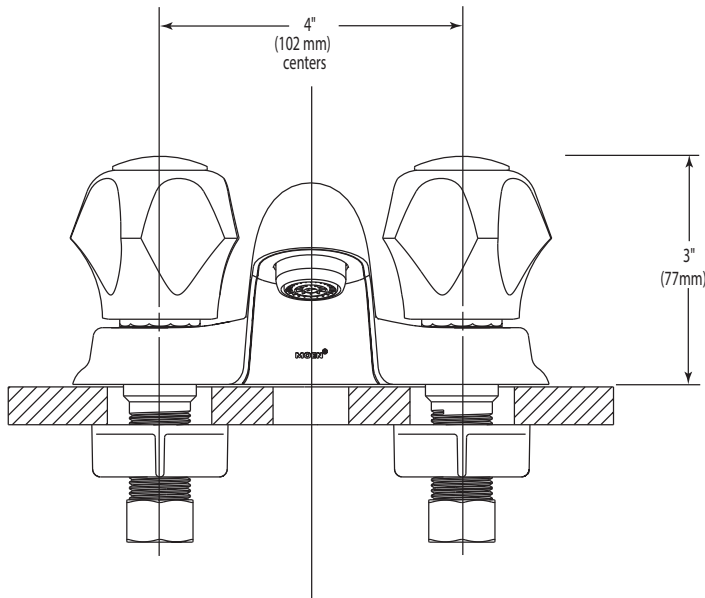
- Lifetime limited warranty against leaks, drips and finish defects to the original consumer purchaser
- 5 year warranty if used in commercial installations



Adler™
Two-Handle Lavatory Faucet
without Waste Assembly

Model: 84433 series

NOTE: THIS FAUCET IS DESIGNED TO BE
INSTALLED THRU 3 HOLES, 1" MIN. DIA.



CRITICAL DIMENSIONS

(DO NOT SCALE)