

## DESCRIPTION

- Includes handshower, hose and bracket
- Various finishes identified by suffix
- 60" double interlock spiral chrome hose (metal) - Chrome and spot resist brushed nickel finishes only
- 1/2" IPS connection


## OPERATION

- Five functions
- Rotate outer ring to select function
- Pause/trickle button allows to momentarily pause the handshower flow at a push of a button

## FLOW

- Designed to deliver 1.75 gpm (6.6 L/min) MAX at 80 psi  
(for models manufactured after 3/1/18)
- Designed to deliver 2.0 gpm (7.6 L/min) MAX at 80 psi  
(for models manufactured before 3/1/18)

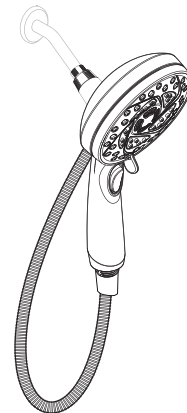
## STANDARDS

- Third party certified at WaterSense®, ASME A112.18.1/CSA B-125.1, and all applicable specifications referenced therein
- Products marked with 1.75 gpm are compliant with California water efficiency regulations
- **ADA**  compliant

## WARRANTY

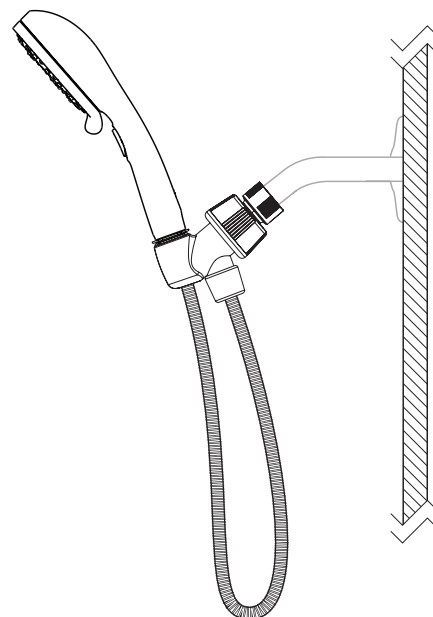
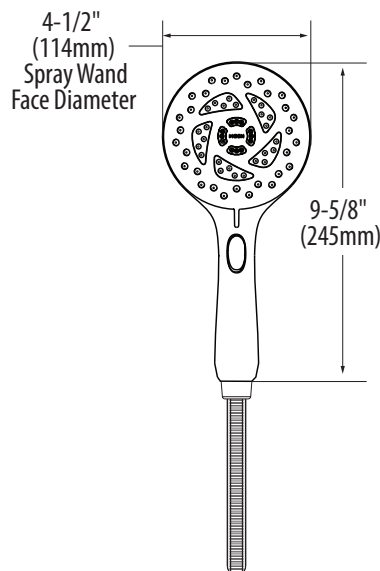
- Lifetime limited warranty against leaks, drips and finish defects to the original homeowner
- 10 year limited warranty when used in a multifamily installation
- 5 year limited warranty when used in a commercial installation

Visit [www.moen.com/support](http://www.moen.com/support) for complete details and limitations



**Propel™**  
**5-Function Handshower**  
**with Bracket and Hose**

**Models:** 26040 series



## CRITICAL DIMENSIONS

(DO NOT SCALE)