





Bath Safety Products





Moen® Home Care®

Safety, comfort and peace of mind. It's engineered into every Moen® Home Care® product we make. You can be sure that when you select Moen®, you're getting a product that not only meets the ADA's exacting standards, but yours as well.

You can feel the difference in our quality design. You can see the difference in our attention to style and detail.

Trusted safety, unmatched comfort. That's our commitment to you.

Make Every Bath a Safe Bath™

- What's New 4
- Showering..... 8
- SecureMoun™ System 12
- Grab Bars, Hand Grips 18
- Bath Safety Furniture..... 34
- Toilet Safety 46
- Tub and Shower Safety..... 52
- Mobility 58
- Make Every Bath a Safe Bath™ 60





Look At What's New



NEW!

Four-Wheel Rolling Walker

Able to support up to 250 lbs., this durable and sturdy rolling walker offers a variety of safety features including easy-lock brakes and height adjustable arms.

NEW!

Tub and Shower Seat

Designed with a large seat and built-in handles, this no-assembly-required seat provides a high degree of comfort and safety and can support up to 300 lbs.



NEW!

Suction Balance Assist Bar

This easy-to-install balance bar features a comfort-grip handle and is available in a White finish to coordinate with any bathroom décor.





NEW!

Handheld Shower With Innovative Palm Feature

Featuring a 7-foot flexible hose, this attractive white shower converts easily to a highly maneuverable palm shower.



NEW!

Locking Elevated Toilet Seat With Support Handles


Tested to withstand 350 lbs., this sturdy seat features a large seating surface for added comfort, and built-in handles for uncompromising convenience.

Look At What's New

NEW!

Designer Grab Bar with Integrated Towel Bar

With its dual-function design, this SecureMount™ grab bar reduces the need for multiple fixtures and can also be used as a transition grab bar outside the shower or bath.



NEW!

Designer Angled Grab Bar

Ideal for the tub or next to the toilet, this Brushed Nickel grab bar supports up to 500 lbs., and features a grip pad for a secure, comfortable hold.



NEW!

Designer Grab Bar with Integrated Shelf

This attractive SecureMount™ grab bar supports up to 250 lbs. and enhances safety by keeping bath necessities close by.


NEW!

Designer Grab Bar with Integrated Paper Holder

Available in a beautiful Brushed Nickel finish, this SecureMount™ grab bar provides extra stability and security while reducing clutter in your bath.



Showering





Showering should be an escape, not a chore.

At Moen®, we understand this.

Which is why we design products that provide maximum comfort, convenience and safety for you. With a variety of handheld showers, we're constantly providing innovative products that meet your needs.

And exceed your expectations.

Showering	8-11
Pause Control Handheld Shower	10
Palm Handheld Shower	11

Pause Control Handheld Shower



Reduce water flow with the touch of a button with this handheld shower's exclusive pause control feature.

An easy-to-turn, oversized spray control lets you choose from shower, pulsating, massage or pause settings. Choose from Chrome or White.

DN8001 / DN8001CH

- Enjoy easy showering while seated or standing with an extra-long 7-ft. flex-soft hose
- Lightweight, soft-grip handle with safety strap provides a secure grip
- Ergonomic, attractively-styled design
- Durable construction
- Available in Chrome or White

 Complies with Americans with Disabilities Act (ADA) specifications.

Four Settings



Shower Setting



Massage Setting



Pulsating Setting



Pause Setting



DN8001CH
Chrome



DN8001
White

Handheld Shower With Innovative Palm Feature




DN8010

- Ergonomic design – fits comfortably in the hand or palm
- 7-ft flexible hose – allows for maximum reach
- Clean, white finish – complements nearly any bathroom décor
- Three spray functions:
 - Full shower
 - Massage
 - Water-saving pause feature



DN8010
White

Simply removing the handle converts this versatile hand shower into an even more maneuverable and lighter-weight palm shower.

 Complies with Americans with Disabilities Act (ADA) specifications.



SecureMount™ Grab Bars And Anchors





SECUREMOUNT™ Grab Bars

This unique flange makes SecureMount™ Grab Bars easy to connect to the stud securely at multiple points.



SECUREMOUNT™ Anchors

SecureMount™ Anchors allow you to install grab bars securely— with no studs required.

Together, SecureMount™ Grab Bars and Anchors make it possible to quickly, easily and securely install a grab bar with studs or without studs.

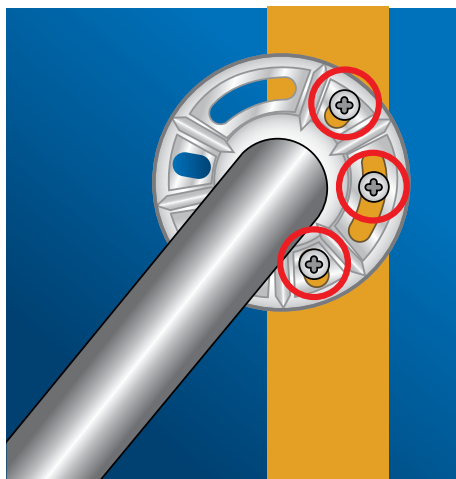
SecureMount™ System 12-17

SecureMount™ Story 14

SecureMount™ Anchors 16

The SecureMount™ System






The Smart Innovation of SecureMount™ Grab Bars



TYPICAL DESIGN
Hard to install securely (only one screw mounts into stud). 250 lb. weight-pull capacity.

SecureMount™ Grab Bars

Flange design makes it easy to connect to the stud at multiple points.



SecureMount™ Anchor System — Easy, Secure Install... Anywhere on the Wall!™

Precision-engineered for optimal bracing behind the wall, SecureMount™ Anchors allow for easy grab bar installation—with no studs required.



SecureMount™ Anchors and Grab Bars make it possible to quickly and easily install a grab bar with studs or without studs.

Exclusively from Moen® Home Care®, the SecureMount™ System provides the ultimate in easy, secure grab bar installation, PLUS stylish designs and choices in finishes and features.



500 lb. weight capacity with limited lifetime rust-proof guarantee






Versatile

Installs anywhere on the wall and can be used with all Moen®, Moen® Home Care®, and virtually all other grab bars. Mounts securely to a variety of substrates*:

- 1/2" Drywall
- 5/8" Drywall
- 1/2" Drywall with tile
- 5/8" Drywall with tile
- 1/2" Drywall with marble
- 5/8" Drywall with marble
- 1/8" Fiberglass tub surround
- 1/4" Fiberglass tub surround

*Including multiple layers up to 1-1/2" thick.

Independently tested by CSA and NAHB laboratories to exceed ADA, ASTM, ANSI and CSA standards.



Installation is as easy as 1-2-3!

Technology allows anyone to quickly and easily install grab bars securely.

1. Drill It



2. Install It



3. Mount It



Utilizing the principles of physics, the D-shape anchor is precision-engineered for optimal bracing behind the wall.

During independent testing, SecureMount™ Anchors held up to 1,500 lbs.!*

In static load testing, 600 lbs. of weight bent this 1-1/4" bar—but the SecureMount™ Anchors didn't budge!

(* During static load testing in 5/8" drywall with marble.)

Finishes Available



SMA1000CH
Chrome -1 pair



SMA1001CH
Chrome -
ProPak of 10 pairs



SMA1000WB
Old World Bronze -
1 pair

SMA1005CH
Chrome -
Single Anchor Retail Pack

Grab Bars, Hand Grips





Your safety is our priority.

That's why we offer a full line of grab bars and hand grips. For maximum security, it is recommended that bathrooms be equipped with grab bars in the tub, by the toilet and in transition.

Of course, depending on your needs, additional grab bars and hand grips may be essential in other areas of your bathroom. And rest assured, nearly all Moen® grab bars feature SecureMount™ technology, which provides reinforced security and safety for you.

Grab Bars, Hand Grips	18-33
SecureMount™ Designer Grab Bars	20
SecureMount™ Grab Bars	22
Peened Grab Bars with SecureMount™	23
L-Shaped Grab Bars	23
Moen® Decorative Grab Bars with SecureMount™	24
Designer Angled Grab Bar	25
Integrated Grab Bars	26
How To Buy Grab Bars	30
Exposed Screw Grab Bars	31
Flip-Up Grab Bars	31
Suction Balance Assist Bar	32
Hand Grips	33
Designer Hand Grips	33

SecureMount™ Designer Grab Bars



1-1/4" Diameter / Concealed Screw, Retail Packaging

- SecureMount™ Designer grab bars provide the ultimate in style and finishes at an attractive price
- Design allows for secure installation into a stud at any angle
- Grab bars are available with a curl grip feature which provides added security in the bath

LR8716D1GBN
1-1/4" Brushed Nickel
Designer Elegance with
Grip Pads




LR8716D1GOWB
1-1/4" Old World Bronze
Designer Elegance
with Grip Pads



LR8716D3GBN
1-1/4" Brushed Nickel
Designer Ultima
with Curl Grip



LR8716D3GCH
1-1/4" Chrome
Designer Ultima
with Curl Grip



LR8716D3BN
1-1/4" Brushed Nickel
Designer Ultima



LR8716D2CH
1-1/4" Chrome
Designer Elite



LR8724DW
1-1/4" White
Designer Plastic



LR8724DOWB
1-1/4" Old World Bronze
Designer Plastic

Part Number	Description	Finish	Length
LR8716D2BN	Designer Elite Grab Bar	Brushed Nickel	16 inches
LR8724D2BN	Designer Elite Grab Bar	Brushed Nickel	24 inches
LR8716D2CH	Designer Elite Grab Bar	Chrome	16 inches
LR8724D2CH	Designer Elite Grab Bar	Chrome	24 inches
LR8716D3BN	Designer Ultima Grab Bar	Brushed Nickel	16 inches
LR8724D3BN	Designer Ultima Grab Bar	Brushed Nickel	24 inches
LR8716D3CH	Designer Ultima Grab Bar	Chrome	16 inches
LR8724D3CH	Designer Ultima Grab Bar	Chrome	24 inches
LR8716D1GBN	Designer Elegance Grab Bar with Grip Pads	Brushed Nickel	16 inches
LR8724D1GBN	Designer Elegance Grab Bar with Grip Pads	Brushed Nickel	24 inches
LR8716D1GCH	Designer Elegance Grab Bar with Grip Pads	Chrome	16 inches
LR8724D1GCH	Designer Elegance Grab Bar with Grip Pads	Chrome	24 inches
LR8716D1GOWB	Designer Elegance Grab Bar with Grip Pads	Old World Bronze	16 inches
LR8724D1GOWB	Designer Elegance Grab Bar with Grip Pads	Old World Bronze	24 inches
LR8716D3GBN	Designer Ultima Grab Bar with Curl Grip	Brushed Nickel	16 inches
LR8724D3GBN	Designer Ultima Grab Bar with Curl Grip	Brushed Nickel	24 inches
LR8716D3GCH	Designer Ultima Grab Bar with Curl Grip	Chrome	16 inches
LR8724D3GCH	Designer Ultima Grab Bar with Curl Grip	Chrome	24 inches
LR8716D3GOWB	Designer Ultima Grab Bar with Curl Grip	Old World Bronze	16 inches
LR8724D3GOWB	Designer Ultima Grab Bar with Curl Grip	Old World Bronze	24 inches
LR8724DW	Designer Plastic Grab Bar	White	24 inches
LR8724DOWB	Designer Plastic Grab Bar	Old World Bronze	24 inches

NEW!

1-1/4" Diameter / Concealed Screw, Wholesale Packaging

Part Number	Description	Finish	Length
R8736D3GBN	Designer Ultima Grab Bar with Curl Grip	Brushed Nickel	36 inches
R8742D3GBN	Designer Ultima Grab Bar with Curl Grip	Brushed Nickel	42 inches
R8736D3GCH	Designer Ultima Grab Bar with Curl Grip	Chrome	36 inches
R8742D3GCH	Designer Ultima Grab Bar with Curl Grip	Chrome	42 inches
R8736D3GOWB	Designer Ultima Grab Bar with Curl Grip	Old World Bronze	36 inches
R8742D3GOWB	Designer Ultima Grab Bar with Curl Grip	Old World Bronze	42 inches

Designer Ultima Grab Bar with Curl Grip



Designer Elegance Grab Bar with Grip Pads



SecureMount™ Grab Bars are tested to withstand 500 lbs. pull when securely installed per instructions.

SecureMount™ Anchors sold separately



Complies with Americans with Disabilities Act (ADA) specifications.



SecureMount™ Grab Bars

1-1/4" & 1-1/2" diameter in a variety of lengths. Concealed Screw.



1-1/2" White Powder Coat Concealed Screw



1-1/4" Polished Brass Concealed Screw



1-1/4" Polished Stainless Steel Concealed Screw



1-1/4" Stainless Steel Concealed Screw

SecureMount™ Grab Bars

Wholesale Packaging [j-peg poly-bag with header card]

1-1/4" • Concealed Screw Stainless Steel (SS)

DN8712	12" Grab Bar
8716	16" Grab Bar
8718	18" Grab Bar
8724	24" Grab Bar
8730	30" Grab Bar
8732	32" Grab Bar
8736	36" Grab Bar
8742	42" Grab Bar
8748	48" Grab Bar

1-1/4" • Concealed Screw Polished Stainless Steel

R8718PS	18" Grab Bar
R8724PS	24" Grab Bar
R8736PS	36" Grab Bar
R8742PS	42" Grab Bar

1-1/4" • Concealed Screw Polished Brass (PB)

R8718PB	18" Grab Bar
R8724PB	24" Grab Bar

1-1/4" • Concealed Screw White Powder Coat (W)

R8712W	12" Grab Bar
R8716W	16" Grab Bar
R8718W	18" Grab Bar
R8724W	24" Grab Bar
R8730W	30" Grab Bar
R8732W	32" Grab Bar
R8736W	36" Grab Bar
R8742W	42" Grab Bar
R8748W	48" Grab Bar

1-1/2" • Concealed Screw Stainless Steel (SS)

8912	12" Grab Bar
R8916	16" Grab Bar
R8918	18" Grab Bar
R8924	24" Grab Bar
R8930	30" Grab Bar
R8932	32" Grab Bar
R8936	36" Grab Bar
8942	42" Grab Bar
DN8948	48" Grab Bar

1-1/2" • Concealed Screw White Powder Coat (W)

R8912W	12" Grab Bar
R8916W	16" Grab Bar
R8918W	18" Grab Bar
R8924W	24" Grab Bar
R8930W	30" Grab Bar
R8932W	32" Grab Bar
R8936W	36" Grab Bar
R8942W	42" Grab Bar
R8948W	48" Grab Bar

SecureMount™ Anchors sold separately

Retail Packaging [4-color retail box]

1-1/4" • Concealed Screw Stainless Steel (SS)

L8718	18" Grab Bar
L8724	24" Grab Bar
L8736	36" Grab Bar

1-1/4" • Concealed Screw Polished Stainless Steel (PS)

LR8718PS	18" Grab Bar
LR8724PS	24" Grab Bar

1-1/4" • Concealed Screw White Powder Coat (W)

LR8712W	12" Grab Bar
LR8716W	16" Grab Bar
LR8718W	18" Grab Bar
LR8724W	24" Grab Bar

1-1/2" • Concealed Screw White Powder Coat (W)

LR8918W	18" Grab Bar
LR8924W	24" Grab Bar

SecureMount™ Anchors sold separately

Complies with Americans with Disabilities Act (ADA) specifications.

SecureMount™ Grab Bars tested to withstand 500 lbs. pull when installed per instructions.

Peened Grab Bars with SecureMount™

1-1/4" & 1-1/2" diameter in a variety of lengths. Concealed screw.

Wholesale Packaging (j-peg poly-bag with header card)

1-1/4" • Concealed Screw

Stainless Steel (SS)

R8712P	12" Grab Bar
R8716P	16" Grab Bar
R8718P	18" Grab Bar
R8724P	24" Grab Bar
R8730P	30" Grab Bar
R8732P	32" Grab Bar
R8736P	36" Grab Bar
R8742P	42" Grab Bar
R8748P	48" Grab Bar

1-1/2" • Concealed Screw

Stainless Steel (SS)

R8912P	12" Grab Bar
R8916P	16" Grab Bar
R8918P	18" Grab Bar
R8924P	24" Grab Bar
R8930P	30" Grab Bar
R8932P	32" Grab Bar
R8936P	36" Grab Bar
R8942P	42" Grab Bar
R8948P	48" Grab Bar



Complies with Americans Disabilities Act (ADA) specifications.

SecureMount™ Grab Bars tested to withstand 500 lbs. pull when installed per instructions.

SecureMount™ Anchors sold separately

Retail Packaging (4-color retail box)

1-1/4" • Concealed Screw

Stainless Steel (SS)

LR8712P	12" Grab Bar
LR8716P	16" Grab Bar
LR8718P	18" Grab Bar
LR8724P	24" Grab Bar

1-1/2" • Concealed Screw

Stainless Steel (SS)

LR8918P	18" Grab Bar
LR8924P	24" Grab Bar
LR8936P	36" Grab Bar
LR8942P	42" Grab Bar

L-Shaped Peened Grab Bars with SecureMount™

1-1/2" Bar

- 500 lb. weight capacity when installed per instructions
- 1-1/2" diameter in a variety of lengths
- Concealed screw design
- Peened finish



Wholesale Packaging (j-peg poly-bag with header card)

1-1/2" • Concealed Screw • Peened finish

8992	16" x 32" L-Shaped Grab Bar
8994	24" x 36" L-Shaped Grab Bar
8996	24" x 48" L-Shaped Grab Bar

L-Shaped 1 1/2" Diameter
Concealed Grab Bars



Complies with Americans with Disabilities Act (ADA) specifications.

SecureMount™ Grab Bars tested to withstand 500 lbs. pull when installed per instructions.

SecureMount™ Anchors sold separately

Moen® Decorative Grab Bars with SecureMount™

Beautifully designed to match Moen® Kingsley™ faucet and bath accessories. ADA Compliant.

Kingsley™ Grab Bars

1-1/4" Diameter / Concealed Screw

Wholesale Packaging

(j-peg poly-bag with header card)

YG5412 - 12" Grab Bar

YG5418 - 18" Grab Bar

YG5424 - 24" Grab Bar

YG5430 - 30" Grab Bar

YG5436 - 36" Grab Bar

YG5442 - 42" Grab Bar (CH) Chrome Only

Finishes Available

(CH) Chrome

(BN) Brushed Nickel

(ORB) Oil Rubbed Bronze

(ORB available on 12", 18" and 24" only)



Decorator Grab Bars

1-1/4" Diameter / Concealed Screw

Wholesale Packaging

(j-peg poly-bag with header card)

YG4712CHP - 12" Grab Bar

YG4718CHP - 18" Grab Bar

YG4724CHP - 24" Grab Bar

YG4730CHP - 30" Grab Bar

YG4736CHP - 36" Grab Bar



Finishes Available

(CHP) Chrome with interchangeable Polished Brass accent rings for two looks in one package.



Complies with Americans with Disabilities Act (ADA) specifications.

SecureMount™ Grab Bars tested to withstand 500 lbs. pull when installed per instructions.

Each Decorator grab bar comes packed with interchangeable Chrome and Polished Brass accent rings for two looks in one package.

Designer Angled Grab Bar



NEW!

LRA8716D1GBN
16" Angled Grab Bar

Ideal for the tub or next to the toilet, this Brushed Nickel grab bar supports up to 500 lbs. and features a grip pad for a secure, comfortable hold.

LRA8716D1GBN 16" Angled Grab Bar

- Supports up to 500 lbs.
- Grip pad for secure, comfortable hold
- Brushed Nickel finish
- Offers stability and safety in the bath
- Angled design provides added leverage when standing or sitting
- Ideal for use in the tub or next to the toilet
- Coordinates with bathroom décor
- Retail Packaging (4-color retail box)



Complies with Americans Disabilities Act (ADA) specifications.

SecureMount™ Grab Bars tested to withstand 500 lbs. pull when installed per instructions.

SecureMount™ Anchors sold separately







Moen® Integrated Grab Bars combine security and convenience with style and sophistication. The multi-function design allows you to increase safety while reducing clutter in the bathroom. And the sleek look of the grab bars will enhance any décor.

NEW!



LR2350DBN

Designer Grab Bar with
Towel Bar - Brushed
Nickel

NEW!



LR2352DBN

Designer Grab Bar
with Paper Holder -
Brushed Nickel

NEW!



LR2356DBN

Designer Grab Bar with Shelf
- Brushed Nickel




NEW!

LR2350DBN
Grab Bar with Towel Bar - Brushed Nickel

Designer Grab Bar with Integrated Towel Bar

- Supports up to 250 lbs.
- Brushed Nickel finish
- SecureMount™ Anchor included (1)
- Offers stability and safety in the bath
- Dual-function design reduces need for multiple fixtures
- Coordinates with bathroom décor
- Ideal for safe transition in and out of the tub/shower
- Retail packaging (4-color retail box)

 Complies with Americans with Disabilities Act (ADA) specifications.



NEW!

LR2352DBN
Grab Bar with Paper Holder - Brushed Nickel

Designer Grab Bar with Integrated Paper Holder

- Supports 250 lbs.
- Brushed Nickel finish
- SecureMount™ Anchors included (2)
- Offers stability and safety in the bath
- Dual-function design reduces need for multiple fixtures
- Coordinates with bathroom décor
- Retail packaging (4-color retail box)



Designer Grab Bar with Integrated Shelf

- Supports up to 250 lbs.
- Brushed Nickel finish
- SecureMount™ Anchors included (2)
- Offers stability and safety in the bath
- Dual function design keeps bath necessities close by
- Provides additional storage
- Coordinates with bathroom décor
- Retail packaging (4-color retail box)

 Complies with Americans with Disabilities Act (ADA) specifications.



NEW!

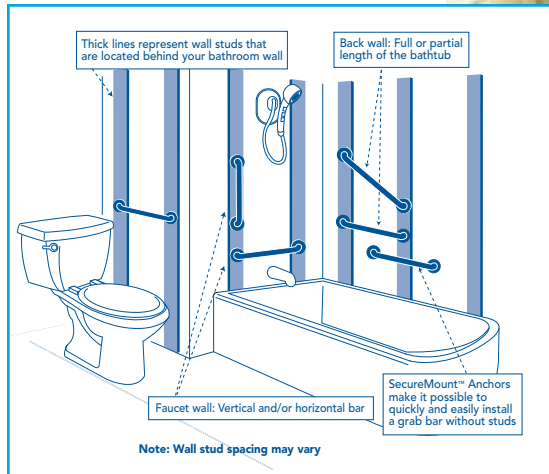
LR2356DBN

Grab Bar with Shelf - Brushed Nickel

How To Buy A Grab Bars

Triple your safety.

It is recommended that bathrooms be equipped with grab bars in the tub, by the toilet and in transition. Get the complete set from Moen®.



Who Should Use Grab Bars?

Everyone! People of all ages and abilities can benefit from using grab bars.

What Can A Grab Bar Do For You?

- Reduce your risk of falling in the tub or shower.
- Help you steady yourself while getting into and out of the bathtub or shower.
- Assist in safely lowering and raising yourself from a seated position.

How Many Grab Bars Do I Need And Where Should They Be Installed?

Health professionals typically recommend three grab bars in a bathroom:

- At least one along the back wall in the bathtub or shower.
- At least one along the showerhead wall or whichever end of the tub/shower you use to enter/exit.
- At least one near the toilet.

Things To Consider When Selecting Your Grab Bar(s):

- **Length:** Select a grab bar that is the suitable length for your bath or shower area.
- **Finish:** Consider a grab bar that matches your faucet and other fixtures.
- **Weight Capacity:** Choose a grab bar that at least meets ADA requirements (250 lbs.); SecureMount™ grab bars have a 500 lb. weight-pull capacity that exceeds ADA requirements.
- **Installation:** Grab bars that feature the SecureMount™ icon have a design that allows for secure installation into a stud or wood backing when installed at any angle. When using SecureMount™ Anchors, there is no need for installation into a stud or wood backing.
- **Grip Surface:** Consider a grab bar with a textured surface or grip feature that provides a better hold in a wet bathroom environment.



Grab Bars

Exposed Screw Grab Bars

1-1/4" - Exposed Screw
Stainless Steel • Wholesale



1-1/4" Stainless Steel
Exposed Screw



Complies with Americans with Disabilities Act (ADA) specifications.
Tested to withstand 300 lbs. pull when securely installed per instructions.

1-1/4" Bar

7412	12" Grab Bar
R7418	18" Grab Bar
R7424	24" Grab Bar
R7436	36" Grab Bar
R7442	42" Grab Bar

Exposed Screw Grab Bars

1-1/2" - Exposed Screw
Stainless Steel • Retail



1-1/2" Stainless Steel
Exposed Screw



Complies with Americans with Disabilities Act (ADA) specifications.
Tested to withstand 300 lbs. pull when securely installed per instructions.

1-1/2" Bar

LR7518	18" Grab Bar
LR7524	24" Grab Bar
LR7536	36" Grab Bar
LR7542	42" Grab Bar

Flip-Up Grab Bars

1-1/2" • Concealed Screw
• Wholesale



New Flip-Up Grab Bars from Moen® provide a new option for commercial restrooms. The unique design easily flips down when a grab bar is necessary—or flips up and out of the way when assistance is not needed.

- Peened Stainless Steel and White finishes
- The 30-inch long bar features a sturdy stainless steel construction
- Models available with and without a paper holder
- Stainless steel construction

Part Number	Description	Finish
R8960FD	Flip-Up Grab Bar	Peened Stainless Steel
R8960FDW	Flip-Up Grab Bar	White Powder Coat
R8962FD	Flip-Up Grab Bar with Integrated Toilet Paper Holder	Peened Stainless Steel
R8962FDW	Flip-Up Grab Bar with Integrated Toilet Paper Holder	White Powder Coat



R8962FD
Flip-Up Grab Bar with Paper Holder



Complies with Americans with Disabilities Act (ADA) specifications.

1-1/2" Bar

Suction Balance Assist Bar



Add peace of mind—without adding a permanent fixture—with the new Suction Balance Assist Bar from Moen®.

LR2308W

- Easy installation – attaches directly to tub/shower surface
- Grip feature provides added comfort
- A unique suction design easily attaches directly to smooth, flat surfaces for a firm, secure grip
- The suction balance assist bar detaches with no damage to the wall surface
- Twelve-inch bar is ideal in bathroom danger zones on tub surrounds, large tile and other solid surfaces
- Neutral design and cool, white finish coordinate with any décor
- Non-slip grip feature provides added comfort
- Allows for easy transport when traveling



NEW!

LR2308W
Suction Balance
Assist Bar - White

Note: The suction balance assist bar is for balance assist only and not for body weight leverage. The suction balance assist bar should be checked before each use to make sure it is securely attached. If necessary, it should be reattached.



Hand Grips



7/8" - Exposed Screw

White

Wholesale	Retail	Length
R2250W	LR2250W	9" Bath Grip
R2260W	LR2260W	16" Bath Grip
R2270W	LR2270W	24" Bath Grip

7/8" - Exposed Screw

Chrome

Wholesale	Retail	Length
R2250	LR2250	9" Bath Grip
R2260	LR2260	16" Bath Grip
R2270	LR2270CH	24" Bath Grip

7/8" - Exposed Screw

Satin Nickel

Wholesale	Retail	Length
N/A	LR2250SN	9" Bath Grip
N/A	LR2260SN	16" Bath Grip

 Complies with Americans with Disabilities Act (ADA) specifications.

Designer Hand Grips

Designer hand grips provide safety with added style. White hand grip features a rubber pad for enhanced grip functionality. Each hand grip is tested to a 300 lb. weight capacity and are easy to install.

Styles coordinate with home and bathroom décor and feature a lifetime rust-proof guarantee.



LR2250DBN
9" Designer Hand Grip
Brushed Nickel



LR2250DCH
9" Designer Hand Grip
Chrome



LR2250DWB
9" Designer Hand Grip
Old World Bronze



LR2250DW
9" Designer Hand Grip
White

7/8" - Exposed Screw

Brushed Nickel

Retail	Length
LR2250DBN	9" Hand Grip

7/8" - Exposed Screw

Chrome

Retail	Length
LR2250DCH	9" Hand Grip

7/8" - Exposed Screw

Old World Bronze


Retail	Length
LR2250DWB	9" Hand Grip

7/8" - Concealed Screw

White

Retail	Length
LR2250DW	9" Hand Grip

 Complies with Americans with Disabilities Act (ADA) specifications.



Bath Safety Furniture





Moen® makes showering safer and more relaxing for you.

Our seats, chairs and transfer benches not only give you the stability you need, they give you a whole host of convenient features that will make every shower more pleasant and enjoyable.

Bath Safety Furniture.....	34-45
Mesh Shower Chair.....	36
Tool-Free Shower Chair	37
Tub and Shower Seat	38
Tool-Free Shower Chair — with snap-in assembly.....	39
Tub and Shower Seat	40
Accessories.....	40
Adjustable Shower Tub and Chair	41
Adjustable Shower Chair	41
Folding Mesh Shower Seat.....	42
Transfer Bench	43
Tool-Free Transfer Bench	44
Adjustable Transfer Bench.....	45

Mesh Shower Chair



Moen®'s Shower Chair features an innovative leg design for superior stability and support handles with rubber grips for easy standing and sitting. The reinforced mesh material is comfortable and easy to clean.

DN7100

The mesh shower chair offers enhanced stability, comfort and style.

- Innovative leg design for superior stability
- Easy Grip support handles
- 400 lbs. weight capacity
- Reinforced mesh seat is comfortable and easy to clean
- Ergonomic back design for optimal comfort
- Anti-slip rubber feet
- Accessories included (shower holder and basket organizer)
- Seat size 19" w x 17.7" d
- Adjustable height (floor to seat level) 15" to 21"
- Fits most tubs and showers – 18" leg width



Complies with Americans with Disabilities Act (ADA) specifications.

Tool-Free Shower Chair



DN7060

- Easy tool-free assembly
- Collapse-resistant leg design
- Sleek style and large comfortable seat size of 22" w x 19-1/4" d
- Seat designed to accept add-on accessories
- Non-slip seat surface with built-in drainage system
- Adjustable height (15" to 21")
- Tested to withstand up to 300 lbs.
- Fits most tubs and showers – 18" leg width



Complies with Americans with Disabilities Act (ADA) specifications.

Accessories sold separately. See page 40 for complete collection of accessories available.

Tub and Shower Seat



New Tub and Shower Seat from Moen® provides an extra level of safety and comfort in the shower. The innovative, wide-leg design provides superior stability for users up to 300 pounds.

DN7038

- No assembly required
- Large seat (20" w x 18" d) for added comfort
- Supports up to 300 lbs.
- Built-in handles provide extra support
- Fits most tubs and showers – 17" leg width
- Non-slip surface with built-in drainage
- Built-in handheld shower holder

NEW!



 Complies with Americans with Disabilities Act (ADA) specifications.

Tool-Free Shower Chair — With Snap-In Assembly



New Tool-Free Shower Chair from Moen® offers safety in the shower with easy, no-hassle assembly. To assemble, simply snap the shower chair back and legs in place; it's that easy.

Fits most tubs and showers with 17-inch leg width and also is height adjustable (ranging from 15 to 21 inches).

DN7064

- Easy tool-free assembly – Snap-in legs
- Large seat size for added comfort – 20" w x 18" d
- Built-in handles add an extra level of safety in the shower and built-in handheld shower holders helps keep shower head within reach
- Supports up to 300 lbs.
- Fits most tubs and showers – 17" leg width
- Height adjustable (15" – 21")
- An ergonomic back design offers optimal support and comfort
- Non-slip surface with built-in drainage


NEW!



Complies with Americans with Disabilities Act (ADA) specifications.

**DN7025
Tub and Shower Seat**

- Non-slip seat surface
- Adjustable seat height from 14" to 21"
- Heavy-duty anodized legs
- Tested to withstand up to 250 lbs.
- Fits most tubs and showers – 19-1/4" leg width

 Complies with Americans with Disabilities Act (ADA) specifications.



**DN7080
Handheld Shower Attachment**

- Fits most handheld showers
- Keeps handheld shower within reach to avoid standing or bending

Fits Moen® Home Care® seat models: DN7060, DN7065, DN8060, and DN8065



**DN7085
Large Basket Organizer**

- Ideal for shampoo, lotion or liquid soap
- Designed for superior water drainage

Fits Moen® Home Care® seat models: DN7060, DN7065, DN8060, and DN8065



**DN8005
Grab Bar Shower Holder**

- Easy to install, no tools required

For use with Moen® Home Care® Handheld Showers: DN8001, DN8001CH, DN8010



**DN7095
Add-On Handles**

- Secure with bolts
- Added texture for improved gripping

Fits Moen® Home Care® seat models: DN7060, DN7065, DN8060, and DN8065



Complies with Americans Disabilities Act (ADA) specifications.

Accessories sold separately. See page 40 for complete collection of accessories available.



DN8060 Adjustable Tub and Shower Chair

- Collapse-resistant leg design
- Sleek style and large comfortable seat size of 22" w x 19-1/4" d
- Seat designed to accept add-on accessories
- Non-slip seat surface with built-in drainage system
- Adjustable height from 15" to 21"
- Fits most tubs and showers – 18" leg width
- Tested to withstand up to 300 lbs.



DN7030 Adjustable Shower Chair

- Non-slip seat surface
- Heavy-duty anodized legs
- Adjustable seat height from 14" to 21"
- Tested to withstand up to 250 lbs.
- Fits most tubs and showers – 19-1/4" leg width

Accessories sold separately. See page 40 for complete accessories available.



Complies with Americans with Disabilities Act (ADA) specifications.

Folding Mesh Shower Seat



Handheld Shower Holder fits most handheld showers



Folds to 2 inches in width for easy storage



Specially designed joint holds up to 250 lbs. weight capacity



Non-slip rubber feet provide added stability and protect the tub or shower surface

DN7026

- Fully assembled, exclusive tool-free design
- ADA-compliant
- 250 lbs. weight capacity
- Lightweight for easy handling
- Ideal for travel and weighs just 4 lbs.
- Fits most tubs and showers - 15-3/4" leg width
- Rust-free metal frame and integrated handles ensure support
- Quick-dry mesh fabric provides soft surface for sitting
- Handheld Shower Holder included (Handheld Shower not included)



Complies with Americans with Disabilities Act (ADA) specifications.

Transfer Bench




DN7105

With wide post leg and curved end, the Transfer Bench provides a safe and easy transfer in and out of the tub.

- Innovative leg design for superior stability
- Easy Grip support handle
- 400 lbs. weight capacity
- Spacious seat with rounded end for easy transfer
- Ergonomic back design
- Anti-slip rubber feet
- Seat size 33" w x 18" d
- Adjustable height (16.5" to 21")
- Accessories included (handheld shower holder and basket organizer)



 Complies with Americans with Disabilities Act (ADA) specifications.

Tool-Free Transfer Bench

EASY TOOL-FREE ASSEMBLY



Split seat design allows shower curtain to tuck in and avoid water leaking to floor

DN7065

- Easy tool-free assembly
- Collapse resistant leg design
- Sleek style and large comfortable seat size of 33-1/4" w x 19-1/4" d
- Seat designed to accept add-on accessories
- Adjustable height 17" - 21"
- Tested to withstand up to 300 lbs.




Accessories sold separately. See page 40 for complete collection of accessories available.



Complies with Americans with Disabilities Act (ADA) specifications.

Adjustable Transfer Bench



Complies with Americans with Disabilities Act (ADA) specifications.

DN8065

- Collapse-resistant leg design
- Sleek style and large comfortable seat size of 33-1/4" w x 19-1/4" d
- Split seat design allows shower curtain to tuck in and avoid water leaking to floor
- Seat designed to accept add-on accessories
- Adjustable height (17"-21")
- Tested to withstand up to 300 lbs.

Accessories sold separately. See page 40 for complete collection of accessories available.

Toilet Safety





Designed with ADA specifications in mind, Moen® Toilet Safety Products provide you with an added sense of security and safety. Durable and reliable, Moen® toilet products are simple to install, simple to clean and simple to use.

Trust Moen® to make your life easier and safer.

Toilet Safety	46-51
Locking Elevated Toilet Seat with Support Handles	48
Toilet Safety Rails	49
Elevated Toilet Seat	49
Bedside Commode.....	50

Locking Elevated Toilet Seat with Support Handles

Innovative bracket design for maximum stability and support handles for easy standing and sitting.

DN8070

- Unique locking bracket for maximum stability
- Seat attaches securely to most round and elongated bowls
- Raises seat level by 5"
- Supports up to 300 lbs.
- Spacious seat for added comfort
- Support handles for getting on and off the toilet

NEW!



Complies with Americans with Disabilities Act (ADA) specifications.



Toilet Safety Rails

DN7015

Two 8" high armrests for maximum stability

- Attractive rust-proof finish
- Designed for easy cleaning
- Supports 250 lbs.



Complies with Americans with Disabilities Act (ADA) specifications.



Elevated Toilet Seat

DN7020

- Simple to install
- Raises seat level by 5"
- Supports 250 lbs.



Complies with Americans with Disabilities Act (ADA) specifications.



Bedside Commode



Complies with Americans with Disabilities Act (ADA) specifications.



The Bedside Commode has a spacious seat base for added support and a wide platform for optimal comfort. Support handles feature a rubber grip for easy standing and sitting. Anti-slip rubber feet keep the seat secure and innovative legs have been designed for superior stability. Includes splash-free container with handle and lid.

DN7016

- Innovative leg design for superior stability
- Easy Grip support handles
- 400-pound weight capacity
- Spacious seat base provides added comfort
- Unrestricted sides for easy access
- Elongated opening provides more room
- Adjustable height (16" to 22")
- Leg width 21.625", leg depth 25"
- Seat Size—21" w x 18.5" d
- Removable waste container with handle



Tub and Shower Safety





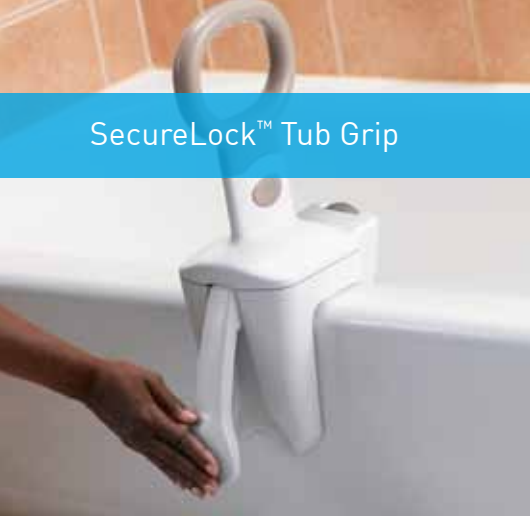
Tub grips. Bath mats. Tread strips. Moen® offers a full range of products to make your bathing experience the safest it can be.

Your security is our priority.

And you can be sure that every product we offer will give you added peace of mind every time you step into the shower or bath.

Tub and Shower Safety	52-57
SecureLock™ Tub Grip	54
Locking Dual Tub Grip	55
Tub Safety Bars	56
Treads and Bath Mat	57

SecureLock™ Tub Grip



The SecureLock™ Tub Grip features an exclusive locking mechanism that provides superior stability for a safe transfer.

The ergonomic handle provides optimal support and comfort while the tool-free design allows for easy attachment and removal.

SecureLock™ Tub Grip locks easily and securely for safe transfer into the tub.



DN7175

- Locking feature provides superior stability
- Large rubber pads clamp tightly and eliminate movement
- 350 lbs. weight capacity
- Ergonomic handle with anti-slip grip
- Attaches and removes easily
- Fits most tubs and won't harm tub surface
- Adjustable width (2.75" to 5.5")
- Stable, comfortable grip at two heights - 12.5" at top of grip and 7.87" at inside bottom of grip



Complies with Americans with Disabilities Act (ADA) specifications.



Locking Dual Tub Grip



Complies with Americans with Disabilities Act (ADA) specifications.

DN7075

- The Dual Tub Grip has an integrated adjustable locking mechanism that attaches easily to most bathtub walls from 3" to 5-1/4" thick
- Simple clamp means no difficult twisting motion during installation
- Two textured grab areas at different heights for maximum security and flexibility when entering or exiting the tub
- No tools required
- Tested to withstand up to 350 lbs.



Easy-To-Attach Dual Tub Grip

Quickly and securely clamps into position. No twisting or turning motion necessary.



1. Slide into position



2. Clamp securely



3. Ready to use with two handles for added security



Low-Profile Tub Safety Bar

DN7010

- Attractive rust-proof finish
- Clamp pads protect tub from scratching
- 7" high grip
- Fits tub walls 3-1/2" to 5-1/4" in width



Complies with Americans with Disabilities Act (ADA) specifications.



Multi Grip Tub Safety Bar


DN7005

- Attractive rust-proof finish
- Clamp pads protect tub from scratching
- Offers grips at 2 heights, 15" and 7"
- Fits tub walls 3-1/2" to 5-1/4" width




Complies with Americans with Disabilities Act (ADA) specifications.





**Tread Strips
DN7045**

- Adhesive backing
- Fits most tubs and showers
- 12 strips included



**Decorative Treads - Stars
DN7046**

- Adhesive backing
- Ideal for any area where additional traction is needed
- 12 stars included

DN7046



**Bath Mat
DN7050**

- Adhesive backing
- Fits most tubs and showers
- Trims to desired size

Mobility: Four-Wheel Rolling Walker



Complies with Americans with Disabilities Act (ADA) specifications.



Go where you want with confidence. Let Moen® help. Our four-wheel walker not only helps increase your mobility, it helps improve your lifestyle, with numerous features that allow you to go further, do more, and enjoy every day to the fullest.

Whether out and about—or doing household activities—the Four-Wheel Rolling Walker from Moen® provides added stability and safety.

NEW!



DN6002

- Durable design provides added stability and safety
- Easy-lock brakes provide added safety for stationary applications
- Features seat with curved backrest for added comfort when resting
- Curved backrest provides comfort
- Arms are easily adjustable to support users of all heights
- Durable design supports up to 250 lbs.
- Removable storage basket keeps hands free when walking (included)
- Folds for easy storage and transport






Make Every Bath A Safe Bath™

According to a recent study by the American Society of Interior Designers (ASID), nearly 80 percent of Baby Boomers surveyed said they plan to age in place, which means living in the home safely, independently and comfortably, regardless of age or ability level.

According to recent data gathered and reported by the National Association of Home Builders (NAHB) Remodelers:

- 70 percent of remodelers surveyed reported making universal-design home modifications—a significant bump from 60 percent in 2006
- The two most frequent aging-in-place modifications include adding grab bars (78 percent) and installing higher toilets (71 percent)
- 84 percent of homeowners have at least some knowledge of universal design solutions
- The majority of aging in place remodels are for those age 55 and older, although younger audiences are becoming more interested in making it easier for older visitors or children
- 70 percent of homeowners started remodeling projects for aging in place to plan for future needs






According to a survey by the Home Safety Council, the most common reasons given for not taking action to increase the safety of their homes include: not having time (48 percent) and not knowing what actions to take (28 percent).

Homeowners looking to remodel with universal design can hire a Certified Aging-In-Place Specialist (CAPS), a specialist trained in designing to meet the unique needs of the older adult population and adding aging-in-place home modifications.

Why Moen®?





Moen® Home Care® products feature a Limited Lifetime Warranty. Visit moen.com/homecare for complete warranty information.



Excellence in Customer Service

All Moen® Home Care® products are designed based on feedback from healthcare professionals, including occupational therapists and physical therapists.

reliable performance

stability

quality design

durability

attention to style and detail



trusted safety, unmatched comfort

retail packaging and signage that helps sell

trusted Moen® Brand

safety, comfort and peace of mind

beautifully designed



complies with Americans with Disabilities Act (ADA) specifications

thoughtfully developed for real people

Visit our website at moen.com/homecare

CUSTOMER SERVICE
USA : 1.800.882.0116 / FAX: 1.888.379.2720

INTERNATIONAL: 1.440.962.2263
INTERNATIONAL FAX: 1.440.962.2726

CANADA: 1.800.465.6130

MEXICO: 1.800.718.4345
Moen De Mexico
SA de C.V.
Ramos Arizpe, Coahuila, Mexico



CORPORATE HEADQUARTERS
25300 Al Moen Dr.
North Olmsted, OH 44070
1.800.321.8809
Fax: 1.800.848.6636
International: 1.440.962.2000
International Fax: 1.440.962.2726

"Innovative designs for independent living™" and "Make Every Bath a Safe Bath™" are trademarks of Creative Specialties® International. Kingsley™, SecureLock™ and SecureMount™ are trademarks and Creative Specialties® International, Home Care®, Moen® and Monticello® are registered trademarks of Moen Incorporated.

©2010

Printed in USA

